



MINUTES

**Meeting of the Board of Trustees of the
State Universities Retirement System
Friday, March 9, 2018, 10:30 a.m.
State Universities Retirement System
1901 Fox Drive
Main Conference Room
Champaign, IL 61820**

The following trustees were present: Mr. Tom Cross, Chair, Mr. Aaron Ammons, Dr. John Engstrom, Dr. Fred Giertz, Mr. Craig McCrohon (via conference call), Dr. Steven Rock and Mr. Antonio Vasquez.

Others present: Mr. Martin Noven, Executive Director; Mr. Doug Wesley, Chief Investment Officer; Ms. Bianca Green, General Counsel; Ms. Kristen Houch, Legislative Liaison; Mr. Joe Duncan and Mr. Shane Willoughby, Senior Investment Officers; Ms. Kelly Valle, Investment Analyst; Emily Vock, Associate General Counsel; Brenda Dunn, Director of Human Resources; Suzanne Mayer, Chief Benefits Officer; Ms. Kelly Carson and Ms. Annette Ackerman, Executive Assistants; Ms. Mary Pat Burns of Burke, Burns & Pinelli and Mr. Tim Spila.

Board of trustees roll call attendance was taken. Trustee Ammons, present; Trustee Cozzi, absent; Trustee Cross, present; Trustee Cullen, absent; Trustee Engstrom, present; Trustee Giertz, present; Trustee Johnson, absent; Trustee McCrohon, present via conference call; Trustee Rock, present and Trustee Vasquez, present.

APPROVAL OF MINUTES

Chairman Tom Cross presented the minutes from the board meeting of February 1-2, 2018.

Trustee Steven Rock made the following motion:

- That the minutes from the February 1-2, 2018 board of trustees meeting be approved as presented.

Trustee Aaron Ammons seconded and the motion carried with all trustees present voting in favor.

Trustee Ammons made the following motion:

- That the closed session minutes from the February 2, 2018 board of trustees meeting be approved as presented and remain closed.

Trustee Rock seconded and the motion carried with all trustees present voting in favor.

CHAIRPERSON'S REPORT

Chairman Cross did not have a chairperson report.

EXECUTIVE DIRECTOR'S REPORT

Mr. Martin Noven stated SURS is continuing the lease for the Naperville office.

BOARD TRAVEL

Mr. Noven presented the board with travel and conference opportunities suggested by members of the board. Mr. Noven encouraged trustees to continue to make suggestions for future educational opportunities.

Trustee Rock made the following motions:

- That the board of trustees travel to attend conferences or trainings listed on the March 2018 list of upcoming training opportunities be approved and that all resulting allowable expenses consistent with the SURS travel policy be reimbursed.
- That the board of trustees travel to NEPC client and educations conferences be approved and that all resulting allowable expenses consistent with SURS travel policy be reimbursed.

Trustee Fred Giertz seconded and the motions carried with all trustees present voting in favor.

A copy of the staff memorandum titled "Board Training Requirements and Travel Approval" with the list of upcoming training opportunities as of March 2018 is incorporated as part of these minutes as [Exhibit 1](#) and [Exhibit 2](#).

GENERAL COUNSEL'S LITIGATION REPORT

Ms. Bianca Green presented the March 2018 Litigation Report updating the board on pending litigation matters.

CLOSED SESSION

Trustee Giertz moved that the board of trustees go into closed session pursuant to §2(c)(1) and §2(c)(11) of the Open Meetings Act. Trustee Antonio Vasquez seconded and the motion carried in a roll call vote:

Trustee Ammons	aye
Trustee Cozzi	absent
Trustee Cross	aye
Trustee Cullen	absent
Trustee Engstrom	aye
Trustee Giertz	aye
Trustee Johnson	absent
Trustee McCrohon	aye
Trustee Rock	aye
Trustee Vasquez	aye

RETURN TO OPEN SESSION

Upon motion by Trustee Rock that was seconded by Trustee Tom Cross and carried, the board of trustees resumed the meeting in open session.

REVIEW OF COMMITTEE ACTION

Investment Committee:

On behalf of the Investment Committee, Mr. Doug Wesley presented the committee actions.

The Investment Committee recommends to the board:

- That based on the recommendation of staff and SURS investment consultant, a commitment of \$200 million dollars be authorized, contingent on successful contract negotiations to Blackstone Property Partners LP.
- That based on the recommendation of staff and SURS investment consultant, a commitment of \$100 million dollars be authorized, contingent on successful contract negotiations to Carlyle Property Investors LP.
- That based on the recommendation of staff and SURS Investment Committee that the board approve Cammak Retirement to be hired as the defined contribution investment consultant for a five-year term, contingent on successful contract negotiations.
- That based on the recommendation of SURS staff, the procurement policy for the defined benefit plan be approved as amended.

Trustee Giertz seconded and the motions carried with all trustees present voting in favor.

- That based on the recommendation of SURS staff, the revised investment policy for the defined benefit plan be approved.

Trustee Ammons seconded and the motion carried with all trustees present voting in favor.

Administration Committee:

On behalf of the Administration Committee, Trustee Antonio Vasquez presented the committee actions.

The Administration Committee recommends to the board:

- That based on the recommendation of SURS staff, the June 30, 2014 – June 30, 2017 actuarial experience study report be received and filed.
- That based on the recommendation of Gabriel Roeder Smith & Company, the demographic assumptions be approved with recommended changes.
- That based on the recommendation of Gabriel Roeder Smith & Company, the long-term price inflation rate be reduced to 2.25 percent, effective with the valuation period as of June 30, 2018.

- That based on the recommendation of Gabriel Roeder Smith & Company, the long-term wage inflation rate be reduced to 3.25 percent, effective with the valuation period as of June 30, 2018.
- That based on the recommendation of Gabriel Roeder Smith & Company, the long-term assumed rate of investment return be reduced to 6.75 percent, effective with the valuation period as of June 30, 2018, and the Money Purchase Factors and other actuarial tables no sooner than effective July 2, 2019.
- That based on the recommendation of SURS staff, the June 30, 2017 Self-Managed Plan Disability study report be received and filed.
- That based on the recommendation of Gabriel Roeder Smith & Company, the Self-Managed Plan Disability Contribution Rate of 0.25 percent be approved for fiscal year 2019.

Trutsee Rock seconded and the motions carries with all trustees present voted in favor.

INFORMATIONAL ITEMS NOT REQUIRING ACTION

1. [Exhibit 3](#) - General Counsel's FOIA Report
2. [Exhibit 4](#) - Comparative Financial Reports
3. [Exhibit 5](#) - Member Services Division Reports
4. [Exhibit 6](#) - Self-Managed Plan Update for the Quarter Ending December 30, 2017

PUBLIC COMMENT

There was no further business before the board and Trustee Ammons moved that the meeting be adjourned. The motion was seconded by Trustee Vasquez and carried with all trustees present voting in favor.

Respectfully submitted,



Mr. Martin Noven
Secretary, Board of Trustees

MMN:kc



MEMORANDUM

TO: Board of Trustees

FROM: Mr. Martin Noven
Executive Director

RE: Board Training Requirements and Travel Approval

DATE: February 20, 2018

In order to assist Trustees in obtaining the 8 hours of annual training required by Public Act 96-0006, staff has developed the attached list of upcoming training opportunities. This list will be updated and provided to the Trustees with the regular meeting materials.

Public Act 96-0006 also requires that all Board travel be approved by a majority of Trustees in order to qualify for reimbursement of expenses in accordance with the Board's Travel Approval and Expense Reimbursement Policy. Each Trustee is eligible to be reimbursed for two out-of-state trips, each fiscal year, for educational purposes. SURS is a voting member of the Council of Institutional Investors ("CII"). In March of 2013, the SURS travel policy was amended, to provide that attendance at the semi-annual meetings of CII not be included in the two-per-year limit for board member attendance at educational conferences, since such conferences are not educational meetings, rather, are working meetings of an organization of which SURS is a member.

Staff Recommends that the following motions be approved at this time:

- **That the Board of Trustees travel to attend conferences or trainings listed on the March 2018 list of Upcoming Training Opportunities be approved and that all resulting allowable expenses consistent with SURS travel policy be reimbursed.**
- **That the Board of Trustees travel to NEPC client and educational conferences be approved and that all resulting allowable expenses consistent with SURS travel policy be reimbursed.**



*	<p>Title: NBER Workshop "Implications of the Changes and Challenges Facing State Retirement Systems"</p> <p>Subject Matter: State Retirement Challenges and Changes</p> <p>Sponsor: NBER</p> <p>Date: April 17, 2018</p> <p>Location: Washington, DC</p> <p>Registration Fee: TBD</p>
	<p>Title: Defined Contribution Forum</p> <p>Subject Matter: Fiduciary Role and Retirement Solutions</p> <p>Sponsor: Institutional Investor Institute for Defined Contribution</p> <p>Date: April 17-18, 2018</p> <p>Location: Four Seasons Hotel, Chicago, IL</p> <p>Registration Fee: TBD</p>
	<p>Title: Institutional Investors Public Funds</p> <p>Subject Matter: Various Investment Topics</p> <p>Sponsor: Institutional Investors</p> <p>Date: April 25-27, 2018</p> <p>Location: Los Angeles, CA</p> <p>Registration Fee: TBD</p>
*	<p>Title: GFOA 112th Annual Conference</p> <p>Subject Matter: Debt Management, Pension Administration, Technology and Leadership</p> <p>Sponsor: Government Finance Officers Association</p> <p>Date: May 6-9, 2018</p> <p>Location: St. Louis, MO</p> <p>Registration Fee: \$425 before 3/23/18 \$475 after 3/23/18</p>
*	<p>Title: NCPERS Accredited Fiduciary Program (NAF)</p> <p>Subject Matter: Various Investment Topics</p> <p>Sponsor: NCPERS</p> <p>Date: May 12-13, 2018</p> <p>Location: New York, NY</p> <p>Registration Fee: TBD</p>
*	<p>Title: NCPERS Trustee Educational Seminar (TEDS)</p> <p>Subject Matter: Various Investment Topics</p> <p>Sponsor: NCPERS</p> <p>Date: May 12-13, 2018</p> <p>Location: New York, NY</p> <p>Registration Fee: TBD</p>
*	<p>Title: NEPC's 23rd Annual Investment Conference - Disruption</p> <p>Subject Matter: Various Investment Topics</p> <p>Sponsor: NEPC</p> <p>Date: May 14-15, 2018</p> <p>Location: Boston, MA</p> <p>Registration Fee: TBD</p>



✱	Title: Global EQD 2018 Subject Matter: Various Investment Topics Sponsor: Opal Group Date: May 23-24, 2018 Location: Las Vegas, NV Registration Fee: TBD
✱	Title: 2018 PIMCO Institute Subject Matter: Various Investment Topics Sponsor: PIMCO Date: June 11-14, 2018 Location: Newport Beach, CA Registration Fee: TBD *** By Invitation Only – please see Kelly if interested***
✱	Title: 5 th Annual Midwest Institutional Investor Forum Subject Matter: Various Investment Topics Sponsor: CBOE Date: June 12, 2018 Location: Chicago, IL Registration Fee: TBD
✱	Title: 2018 Public Funds Forum Subject Matter: Various Investment Topics Sponsor: Value Edge Advisors Date: September 4-6, 2018 Location: Laguna Beach, CA Registration Fee: TBD
	Title: Defined Contribution Forum Subject Matter: Fiduciary Role and Retirement Solutions Sponsor: Institutional Investor Institute for Defined Contribution Date: September 13-14, 2018 Location: Half Moon Bay, CA (San Francisco) Registration Fee: TBD
✱	Title: 2018 PIMCO Institute Subject Matter: Various Investment Topics Sponsor: PIMCO Date: October 22-25, 2018 Location: Newport Beach, CA Registration Fee: TBD *** By Invitation Only – please see Kelly if interested***



1901 Fox Drive, Champaign, IL 61820-7333
 800-275-7877 • 217-378-8800 • (Fax) 217-378-9800
 www.surs.org

Legal Department

March 2018
Freedom of Information Act Requests Received Since Last Report:

Date Received	Name	Affiliation (if any)	Information Requested	Date Responded	Commercial Request?
F18-25 11/29/17	Lexi Cortes	Belleville News Democrat	Requested information on a SURS member.	12/6/17	No
F18-26 12/4/17	Joseph Mahr	Chicago Tribune	Requested data dictionary and reasonably current and detailed list of all types or categories of records under SURS control.	12/7/18	No
F18-27 12/4/17	Haley Parker	Preqin	Requested distribution information as of June 30, 2017.	12/11/17	Yes
F18-28 12/1/17	Erik Abderhalden	None listed	Requested FOIA logs from January 1, 2012 through present time.	12/11/17	No
F18-29 12/8/17	Joseph Mahr	Chicago Tribune	Requested all fields of electronic data from the dataset of pay benefit master.	12/20/17	No
F18-30 12/8/17	Joseph Mahr	Chicago Tribune	Requested EBA fields.	12/18/17	No
F18-31 12/8/17	William Dubbs	Public Plan IQ	Requested documents from December 2017 Investment Committee Meeting.	12/14/17	Yes
F18-32 12/11/17	John Peterson	IPE, Real Estate Reporter	Requested documents from the December 2017 Investment Committee meeting.	12/13/17	No
F18-33 12/11/17	Matthew McCue	Financial Investment News	Requested documents from the December 2017 Investment Committee Meeting.	12/13/17	No
F18-34 12/14/17	Michael Lieteau	None listed	Requested payments made to a vendor.	12/18/17	No
F18-35 12/15/17	Kevin Curran	Financial Times	Requested documents from December 2017 Investment Committee Meeting.	12/19/17	No
F18-36 12/18/17	Andres Sandate	None listed	Requested documents from December 2017 Investment Committee meeting.	12/19/17	No
F18-37 12/27/17	Eleanor Winans	S&P Global Market Intelligence	Requested documents from December 2017 Board meeting.	12/20/17	No
F18-38 12/20/17	Cecilia Banares	Secondary Link	Requested information regarding alternative investments :(1) Names of all limited partnerships (e.g. private equity, real estate, hedge fund, infrastructure and timber funds) your institution owns. (2) Sizes of all the limited partnerships(3) Vintage years of all the limited partnerships(4) Most updated information available on amount committed to the partnerships and amount drawn by the partnerships.(5) Distributions made by each individual partnership. (6) Net Asset Value of each partnership. (7) Internal rates of return (IRRs), VPIs/Multiples, and DPI for each individual partnership, for the most recent date available. (Please specify whether the data is net or gross of expenses and fees.) (8) Date as of which all the above data was calculated.	1/4/18	Yes
F18-39 12/22/17	Joseph Mahr	Chicago Tribune	Requested information that shows figures for as far back as data can be obtained, denoting the amount of money SURS has paid out each year as part of an excess benefit arrangement.	12/28/17	No
F18-40 1/2/18	Stephen Chichelli	Smart Procure	Requested any and all purchasing records from January 1, 2013 through the present time, including purchase order number, purchase date, line item details, line item quantity, line item price, and vendor information.	1/31/18	Yes

F18-41 1/2/18	Elizabeth Peters	None listed	Requested documentation that lists all current state legislators.	1/4/18	No
F18-42 1/4/18	Sophie Miles	Proxy Insight	Requested proxy voting records of the State Universities Retirement System of Illinois for the period of 1st July 2017 to 31st December 2017, with name of issuer, issuer identifier e.g. Ticker or CUSIP, Date of Shareholder Meeting, Type of Shareholder Meeting (Annual, Special etc.), Proposal No., Proposal Proposer (Management / Shareholder), Vote cast by State Universities Retirement System of Illinois entity responsible for vote decision (Internal/external asset manager (if external, please name) / proxy voting advisor (ISS, Glass Lewis, Marco Consulting, etc.), please indicate whether the State Universities Retirement System of Illinois has its own proxy voting policy or whether you use that of an external provider (Please Name).	1/9/18	Yes
F18-43 1/8/18	Rae Ann McNeilly	Independent Research	Requested pension data including name, date of retirement, age at retirement, employee contributions, total amount of pension payments made to date, current pension, classification of benefit, years of service, salary used to calculate first benefit year, name of last employer and county of last employer.	1/16/18	No
F18-44 1/9/18	John Klingner	Wirepoints	Requested information regarding self-managed plan members and annuitants.	1/17/18	No
F18-45 1/16/18	Robert Shaw	Shaw and Martin, Attorneys at Law	Requested a deceased member file.	1/22/18	No
F18-46 1/19/18	Steven Schupbach	American Transparency	Requested name, pensionable wagers and employer name.	1/31/18	No
F18-47 1/19/18	Steven Schupbach	American Transparency	Requested name, monthly annuity amount, retirement date, employer name, total pension contributions and total reported wages for SURS membership.	1/24/18	No
F18-48 1/23/18	William Dubbs	Public Plan IQ	Requested information from January 2018 Investment Committee meeting.	1/26/18	Yes
F18-49 1/23/18	Will Lovett	Illinois Education Association	Requested names and work locations of active SURS participants that have filed a valid candidate application to run for SURS board.	1/24/18	No
F18-50 1/11/18	Anna Ware	None listed	Requested retirement application on an annuitant.	1/26/18	No
F18-51 1/24/18	Jacqueline Sessa	Onvia	Requested contract information on a request for proposal process.	1/29/18	No
F18-52 1/22/18	Gina Burriss	Ficek Electric and Communication Systems	Requested bid tabulation on two requests for proposal searches.	1/29/18	No
F18-53 1/24/18	Edward Hajost	Annuitant	Requested documents from his file.	2/9/18	No
F18-54 2/2/18	William Dubbs	Public Plan IQ	Requested documents from February 1, and February 2, 2018 SURS Board Meeting.	Pending	Yes
F18-55 2/6/18	Danielle Walker	FundFire	Requested diversity disclosures, Investment Committee Meeting Minutes from October 2017, and diversity reports.	2/13/18	No
F18-56 2/8/18	Cathy Erskine	Israeli-American Coalition for Action	Requested current security names, investment type and shares held by SURS.	2/9/18	No
F18-57 2/12/18	Cezary Podkul	Wall Street Journal	Requested trade execution data showing stocks purchased or sold over the past three years (calendar years 2017, 2016, 2015) by SURS investment staff and any external asset managers who buy or sell stock on the pension system's behalf: the ticker symbol, the name of the security, the number of shares purchased or sold, the date of the stock sale or purchase, the price at which the trade was executed, the order type (for example, buy limit order) and whether it was marketable or nonmarketable, the timestamp of the trade, down to the most precise time possible (for example, microsecond or nanosecond), the exchange(s) on which the order was filled, along with fill amounts, any order routing information related to the order, such as the exchange(s) to which the order or parts of the order were sent before being filled, the name of the broker(s), if any, who executed the trade for SURS.	2/15/18	No

F18-58 2/15/18	John Klingner	Wirepoints	<p>Requested the following data for all regular (non disabled, non reversionary, etc) retired members of the defined benefit fund: name, gender, current age and/or birth year, benefit tier, date of first service, creditable service, in total and broken down into regular SURS service, sick leave Service, reciprocal, military, leave of absence, out-of-system, private school service, other optional, etc., date of retirement/claim date, last annual salary before retirement, final average salary, last employer, net member contributions, original monthly benefit, current monthly benefit, total benefits received so far.</p> <p>Also requested a file with the following data for all current active members of the defined benefit fund: name, gender, current age and/or birth year, benefit tier, date of first service, creditable service earned so far, broken down into total service, regular SURS service, etc., current employer(s), annual pensionable earnings in first year of service (as available), annual pensionable earnings in 2017 or as available, last rate of pay (if available), member contributions so far.</p>	Pending	No
F18-59 2/15/18	John Klingner	Wirepoints	Requested the 30 year investment return average for SURS as of FY 17 in total and in net of fees.	2/15/18	No
F18-60 2/16/18	Sophie Miles	Proxy Insight	Requested proxy voting records from July 1, 2017 to December 31, 2017. For the avoidance of doubt, I am referring to the investments made by the Pension Fund rather than any electoral voting and would like to have the following information in electronic format: Name of issuer, issuer identifier e.g. Ticker or CUSIP, date of shareholder meeting, type of shareholder meeting (annual, special etc.), proposal No., proposal, proposer (management / shareholder), vote cast by SURS, entity responsible for vote decision (internal/external asset manager (if external, please name) / proxy voting advisor (ISS, Glass Lewis, etc.), and whether SURS has its own proxy voting policy or whether you use that of an external provider (Please Name).	Pending	Yes

STATE UNIVERSITIES RETIREMENT SYSTEM
MONTHLY FINANCIAL STATEMENTS AND
SUMMARY OF PERFORMANCE MEASUREMENTS

as of December 31, 2017

Final

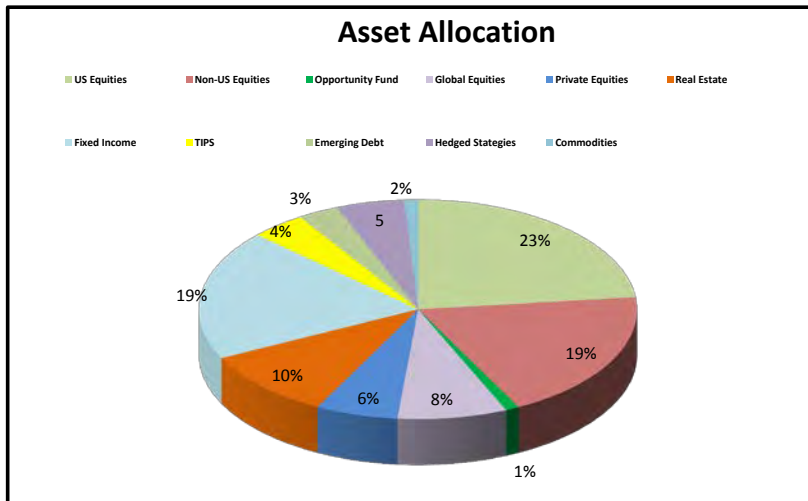
<u>Reporting Packet Includes:</u>	<u>Page #</u>
Statement of Net Assets	1
Summary of Investment Information	1
Statement of Operations - YTD	2
Summary of Employer Funding	2
Statement of Cash Flows	2
Administrative Expenses	3
Performance Measures for:	
Member Services	4
Outreach	4
Human Resources	4
Accounting	5
Information Technology - Operations	5
Support Services	5
Information Technology - Application Development	5
Risk Management	5
Legal and Legislative Summary	6-8

STATE UNIVERSITIES RETIREMENT SYSTEM
STATEMENT OF NET ASSETS
as of December 31, 2017

	Actual	Prior Year	Increase/ (Decrease) \$	%
Assets				
Cash and investments	\$ 19,218,953,739	\$ 17,102,096,402	\$ 2,116,857,337	12.4%
Accounts receivable & other assets	332,286,804	343,051,868	(10,765,064)	-3.1%
Accrued investment income	42,458,610	41,292,803	1,165,807	2.8%
Fixed Assets, net of accum deprec	6,131,333	6,192,938	(61,605)	-1.0%
Total Assets	19,599,830,486	17,492,634,011	2,107,196,475	12.0%
Liabilities & Designated Balances				
Accounts and benefits payable	12,927,818	16,177,496	(3,249,678)	-20.1%
Employee contributions	6,441,312,548	6,285,845,676	155,466,872	2.5%
Benefits in force and future benefit payments	13,145,590,120	11,190,610,839	1,954,979,281	17.5%
Total Liabilities & Designated Balances	19,599,830,486	17,492,634,011	2,107,196,475	12.0%
Net Assets	\$ 19,586,902,668	\$ 17,476,456,515	\$ 2,110,446,153	12.1%

STATE UNIVERSITIES RETIREMENT SYSTEM
SUMMARY OF INVESTMENT INFORMATION
Year to date
July 1, 2017 - December 31, 2017

	Actual	Prior Year	Variance	Inc/(Dec)
Investment Assets:				
Cash	\$ 293,310,094	\$ 318,682,415	\$ (25,372,320)	-8.0%
Stocks	10,739,343,880	9,361,500,054	1,377,843,827	14.7%
Bonds	4,744,651,302	4,543,897,202	200,754,100	4.4%
Real estate	1,080,229,918	1,022,759,259	57,470,659	5.6%
Alternatives	2,361,418,545	1,855,257,472	506,161,073	27.3%
Total Cash and Investment Assets	\$ 19,218,953,739	\$ 17,102,096,402	\$ 1,610,696,265	9.4%
Investment Income:				
Interest on bonds and notes	\$ 62,218,680	\$ 59,712,055	\$ 2,506,625	4.2%
Dividends from stocks and real estate	91,738,076	103,063,627	(11,325,551)	-11.0%
Securities Lending	2,220,424	2,982,020	(761,596)	-25.5%
Investment Expense	(38,171,963)	(34,765,813)	(3,406,150)	9.8%
Net gain (loss) on security disposal	1,227,728,152	567,477,558	660,250,594	116.3%
Total Investment Income, net of expense	\$ 1,345,733,369	\$ 698,469,447	\$ 647,263,922	92.7%



Investment Returns: SURS	
Fiscal Year 2018 to date	7.64%
Prior year returns based on 6/30/2017 data.	
1 Year	12.2%
3 Years	5.0%
5 Years	9.0%
10 Years	5.4%

STATE UNIVERSITIES RETIREMENT SYSTEM
STATEMENT OF OPERATIONS
Year to date

July 1, 2017 - December 31, 2017

	Actual	Prior Year	Increase/ (Decrease) \$	%
Employee Contributions	\$ 141,476,695	\$ 140,118,037	\$ 1,358,658	1.0%
State Appropriations	845,180,330	803,385,151	41,795,179	5.2%
Fed/Trust/Other contributions	18,643,724	20,744,979	(2,101,255)	-10.1%
Operating Revenue	1,005,300,749	964,248,167	41,052,582	4.3%
Benefit Expenses- Traditional				
Retirement annuities	995,291,121	962,831,371	32,459,750	3.4%
Survivor annuities	77,049,755	72,682,197	4,367,558	6.0%
Death Benefits	1,193,356	3,665,142	(2,471,786)	-67.4%
Benefit Expenses- Portable				
Retirement annuities	99,312,664	88,493,089	10,819,575	12.2%
Retirement LS distributions	22,052,471	10,951,463	11,101,008	101.4%
Survivor annuities	1,632,238	1,193,591	438,647	36.8%
Death Benefits	2,440,652	2,630,405	(189,753)	-7.2%
Disability benefits	7,899,310	7,998,792	(99,482)	-1.2%
Traditional plan refunds	15,752,687	16,255,024	(502,337)	-3.1%
Portable plan refunds	18,238,593	16,871,355	1,367,238	8.1%
SMP balance transfers	868,368	906,788	(38,420)	-4.2%
Total Benefit Expenses	1,241,731,215	1,184,479,217	57,251,998	4.8%
Administrative Expenses	7,219,813	7,411,855	(192,042)	-2.6%
Operating Expenses	1,248,951,028	1,191,891,072	57,059,956	4.8%
Net Operating Gain / (Loss)	(243,650,279)	(227,642,905)	(16,007,374)	7.0%
Net Investment Income / (Loss)	1,345,733,369	698,469,447	647,263,922	92.7%
Increase/ (Decrease) in Net Assets	1,102,083,090	470,826,542	631,256,548	134.1%
Net Assets, Beginning of Period	18,484,819,578	17,005,629,973	1,479,189,605	8.7%
Net Assets, End of Period	\$ 19,586,902,668	\$ 17,476,456,515	\$ 2,110,446,153	12.1%
Benefit Exp as a % of total Operating Exp	99.4%	99.4%		
Admin Exp as a % of total Operating Exp	0.6%	0.6%		

SUMMARY OF EMPLOYER FUNDING

Combined Plans:	
FY 2018 Actuarial Determined Contribution	1.995 billion
FY 2018 Statutory Required Contribution	1.629 billion
FY 2018 Employee Contribution Estimate	285 million
Defined Benefit Plan:	
Payments received- State Appropriations	Fiscal year to date 519.0 million
as a % of SRC- State portion	30.9%
Payments received- Trust/fed/grants/other	18.6 million

STATEMENT OF CASH FLOW- year to date

	Actual	Prior Year
Net Operating Gain/(Loss), accrued	\$ (243,650,279)	\$ (227,642,905)
(Inc) / Dec in Receivables	(13,916,368)	(101,761,193)
Inc / (Dec) in Payables	(17,266,145)	(14,511,173)
*Net Operating Gain / (Loss), cash basis	\$ (274,832,792)	\$ (343,915,271)
*Represents amount of investments liquidated to pay expenditures		

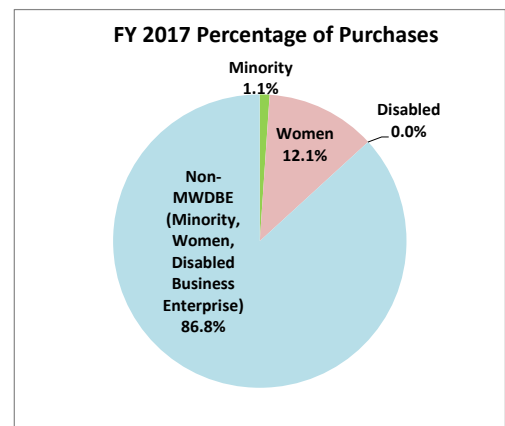
	2017	2016	2015	2014	2013
Actuarial Determined Contribution (ADC)	1.865 billion	1.811 billion	1.623 billion	1.561 billion	1.47 billion
Statutory Required Contribution	1.671 billion	1.648 billion	1.588 billion	1.552 billion	1.443 billion
\$ Variance	194.0 million	163.0 million	35.0 million	9.0 million	2.7 million
% Variance	10.4%	9.0%	2.0%	0.6%	4.7%
	2012	2011	2010	2009	2008
Actuarial Determined Contribution (ADC)	1.28 billion	1.23 billion	1.0 billion	874.0 million	707.5 million
Statutory Required Contribution	1.0195 billion	776.0 million	744.5 million	491.2 million	380.3 million
\$ Variance	260.5 million	454.0 million	255.5 million	382.8 million	327.2 million
% Variance	20.4%	36.9%	25.5%	43.8%	46.2%

STATE UNIVERSITIES RETIREMENT SYSTEM
SUMMARY OF EXPENSES

July 1, 2017 - December 31, 2017

ITEM:	Y-T-D	Y-T-D	Prior	Under (Over) Budget		Under (Over) Prior Year	
	Budget	Actual	Year	\$	%	\$	%
Administrative Expenses							
Personal Services:							
Salaries & Wages	\$ 3,860,258	\$ 3,840,983	\$ 3,834,415	\$ 19,275	0.5%	\$ (6,568)	-0.2%
Employee's Group Health Insurance	1,358,212	1,065,298	1,210,759	292,914	21.6%	145,461	12.0%
Retirement Contributions	482,320	470,806	459,960	11,514	2.4%	(10,846)	-2.4%
Medicare	54,909	51,891	50,043	3,018	5.5%	(1,848)	-3.7%
Total Personal Services	5,755,699	5,428,978	5,555,177	326,721	5.7%	126,199	2.3%
Contractual Services:							
Freight, Express & Drayage	3,050	2,157	2,678	893	29.3%	521	19.5%
Repairs & Maintenance, Equipment	10,350	4,018	8,673	6,332	61.2%	4,655	53.7%
Repairs & Maintenance EDP	14,445	32,636	24,609	(18,191)	-125.9%	(8,027)	-32.6%
Statistical & Tabulation-Applications	85,049	49,243	35,576	35,806	42.1%	(13,667)	-38.4%
Statistical & Tabulation-Operations	363,674	273,653	262,478	90,021	24.8%	(11,175)	-4.3%
Medical Consultant Fees	5,145	3,916	1,895	1,229	23.9%	(2,021)	-106.6%
Auditing & Management Services	8,790	5,040	20,040	3,750	42.7%	15,000	74.9%
Legal Counsel	92,150	88,790	54,092	3,360	3.6%	(34,698)	-64.1%
Actuarial Consultant	122,296	111,145	103,954	11,151	9.1%	(7,191)	-6.9%
Professional & Artistic Services, Recruit	183,519	182,664	277,208	855	0.5%	94,544	34.1%
Building and Ground Maintenance	59,580	63,583	79,955	(4,003)	-6.7%	16,372	20.5%
Utilities	45,018	41,359	41,621	3,659	8.1%	262	0.6%
Postage	71,640	76,979	69,674	(5,339)	-7.5%	(7,305)	-10.5%
Surety, Bond & Insurance	309,828	300,920	370,332	8,908	2.9%	69,412	18.7%
Subscriptions/Information Services	20,458	17,742	15,551	2,716	13.3%	(2,191)	-14.1%
Board Travel	11,500	5,888	12,597	5,612	48.8%	6,709	53.3%
Board Meeting Expenses	5,000	3,289	1,873	1,711	34.2%	(1,416)	-75.6%
Conference Fees & Expenses	11,029	6,655	10,271	4,374	39.7%	3,616	35.2%
Association Dues	43,132	31,695	39,455	11,437	26.5%	7,760	19.7%
Employee Training, Tuition	6,359	8,926	6,330	(2,567)	-40.4%	(2,596)	-41.0%
Copying, Photographic & Printing	9,460	13,022	9,161	(3,562)	-37.7%	(3,861)	-42.1%
Travel	46,927	38,742	32,193	8,185	17.4%	(6,549)	-20.3%
Printing Supplies	14,060	13,243	12,453	817	5.8%	(790)	-6.3%
Office & Library Supplies	27,600	25,627	21,621	1,973	7.1%	(4,006)	-18.5%
EDP Supplies & Equipment	30,270	67,588	30,986	(37,318)	-123.3%	(36,602)	-118.1%
Office Rental	9,945	11,603	9,945	(1,658)	-16.7%	(1,658)	-16.7%
Rental, Phone Services/Equipment	53,757	42,512	46,455	11,245	20.9%	3,943	8.5%
Total Contractual Services	1,664,031	1,522,635	1,601,679	141,396	8.5%	79,044	4.9%
Depreciation	268,200	268,200	255,000	-	0.0%	(13,200)	-5.2%
TOTAL	\$ 7,687,930	\$ 7,219,813	\$ 7,411,856	\$ 468,117	6.1%	\$ 192,043	2.6%
Capital Expenditures Budget:							
Office furniture & IS equipment	\$ 214,080	\$ 65,945	\$ 96,204	\$ 148,135	69.2%	\$ 30,259	31.5%
Building Improvements	85,000	5,080	93,331	79,920	94.0%	88,251	94.6%
TOTAL	\$ 299,080	\$ 71,025	\$ 189,535	\$ 228,055	76.3%	\$ 118,510	62.5%

Investment Expenses	Y-T-D Actual	Prior Year	Increase (Decrease) \$
Investment Management Fees:			
U.S. Equities	\$ 4,323,384	\$ 2,679,684	\$ 1,643,700
International Equities	7,766,386	6,085,993	1,680,393
Global Equities	3,141,857	2,668,386	473,471
Private Equities	5,188,292	5,293,021	(104,729)
Fixed Income	5,146,536	5,559,473	(412,937)
Real Estate	5,040,584	7,135,167	(2,094,583)
Hedge Funds	3,456,060	1,886,691	1,569,369
Commodities	1,532,167	929,386	602,781
Opportunity Fund	790,625	784,552	6,073
Securities Lending Expense	199,838	268,382	(68,544)
Consultant Fees	277,500	97,875	179,625
Custody & Performance Reporting	537,500	610,000	(72,500)
Database and Resources Expense	117,508	70,333	47,175
Personnel Expense	554,585	602,575	(47,990)
Travel Expense	19,412	9,146	10,266
Investment Counsel Fees	79,729	85,149	(5,420)
Total Investment Expenses	\$ 38,171,963	\$ 34,765,813	\$ 3,406,150



STATE UNIVERSITIES RETIREMENT SYSTEM
 OPERATIONAL STATISTICS
 as of December 31, 2017

Defined Benefit Plan	Jan	Feb	Mar	Apr	May	Jun	Jul	Aug	Sep	Oct	Nov	Dec
Member Services - Processing												
Retirement Applications:												
Received	217	273	354	279	321	324	240	200	209	268	219	180
Processed	191	201	298	226	311	265	215	210	169	249	262	197
Outstanding	573	630	524	440	298	402	467	551	637	660	594	568
# of Days - Ready for Calc to Approval	49	61	56	43	44	51	34	36	42	47	46	57
Refund Applications:												
Received	462	431	445	296	317	325	346	373	290	305	363	328
Processed	412	455	499	291	290	303	317	341	340	324	316	440
Outstanding	254	234	184	196	221	235	262	292	237	216	262	161
# of Days- Application to Approval	12	10	11	12	13	15	15	23	23	22	11	13
Disability & DRA Applications:												
Received	36	36	40	39	38	38	29	33	44	46	40	32
Processed	47	43	50	45	56	52	37	62	55	42	44	31
Outstanding	96	91	81	85	99	100	100	72	76	61	102	120
Death Benefit Applications:												
Received	274	147	163	123	143	151	126	277	249	156	132	178
Processed	127	135	127	80	144	107	171	161	94	174	112	124
Outstanding	644	671	670	695	705	728	647	724	870	809	812	862
Service Credit Purchases:												
Received	336	327	335	277	309	252	221	268	288	297	296	194
Processed	242	254	251	189	261	171	133	201	318	210	119	138
Outstanding	113	153	191	212	182	231	226	238	255	267	281	276
Outreach												
Champaign Office & All Phone Appts*	228	308	436	562	484	341	296	339	345	549	424	255
Champaign Walk-in Visitors	881	953	924	972	883	799	727	845	709	792	0	643
Naperville Office Appointments	32	53	32	1	51	68	44	56	42	21	28	50
Written Estimates	77	81	69	99	94	103	98	92	87	62	104	120
Group Presentations/Webinars	1	2	8	13	6	1	1	5	6	15	9	1
Benefits Fairs	1	1	1	4	3	0	0	5	0	4	1	0
Seminars	0	0	2	4	2	0	0	0	2	2	1	0
Incoming Webmails Processed	453	434	455	362	383	352	284	389	306	382	319	325
Telephone Calls	11,466	10,801	11,217	8,139	9,636	9,369	8,404	8,969	7,859	8,618	9,044	7,981
Ave Hold Time (minutes)	4:12	4:14	3:36	2:48	3:48	3:22	2:24	1:46	1:25	1:20	3:45	3:25
Ave Talk Time (minutes)	4:46	4:43	4:45	4:52	5:00	5:09	5:12	4:58	4:45	4:47	4:58	4:45
Abandoned Calls	1896	1760	1442	755	1180	1149	695	540	359	362	1288	912
Percent Calls Answered on 1st Ring	99.00%	99.00%	99.00%	99.00%	99.00%	99.00%	99.00%	99.00%	99.00%	99.00%	99.00%	99.00%
Human Resources												
Staffing												
Approved FTE'S	134.00	134.00	134.00	134.00	134.00	134.00	135.00	135.00	135.00	135.00	135.00	135.00
Current FTE'S	120.00	124.00	124.00	121.00	120.00	119.00	120.00	121.00	122.00	122.00	126.00	125.00
Open FTE's	14.00	10.00	10.00	13.00	14.00	15.00	15.00	14.00	13.00	13.00	9.00	10.00
Current Staffing by Area												
Member Services	39.00	40.00	40.00	38.00	37.00	36.00	36.00	38.00	38.00	40.00	40.00	40.00
Outreach	31.00	34.00	34.00	33.00	30.00	30.00	30.00	30.00	30.00	28.00	31.00	31.00
Information Systems	21.25	21.25	21.25	21.25	23.25	23.25	23.25	23.25	24.25	25.00	25.00	24.00
Accounting	5.55	5.55	5.55	5.55	5.55	5.55	5.55	5.55	5.55	6.00	6.00	6.00
Administration	12.00	12.00	12.00	12.00	13.00	13.00	14.00	13.00	13.00	13.00	14.00	14.00
SMP	4.20	4.20	4.20	4.20	4.20	4.20	4.20	4.20	4.20	3.00	3.00	3.00
Investments	7.00	7.00	7.00	7.00	7.00	7.00	7.00	7.00	7.00	7.00	7.00	7.00
Contractor FTE's												
Extra Help FTE's	1	0	0	0	0	0	0	0	0	0	0	0
Interns	0	0	0	0	0	1	1	0	0	0	0	0
Known Retirements/Resignations												
Ongoing Disability (off site)	3	0	0	3	1	1	0	1	1	1	2	1
Personal Leave	4	4	4	4	4	4	4	4	3	3	3	3
Turnover	0	1	0	0	0	1	0	0	1	1	1	0
Voluntary	1	0	0	2	1	0	0	1	0	0	2	0
Retirement	2	0	0	1	0	1	0	0	0	1	0	1
Termination	1	0	0	0	0	0	0	1	0	0	0	0
Death	0	0	0	0	0	0	0	0	0	0	0	0
New Hires	3	4	0	0	0	0	1	3	2	0	6	0
Diversity-Race												
White	100	102	102	101	100	99	100	99	99	98	100	99
African American	9	11	11	10	10	10	10	12	13	13	15	15
Asian	5	5	5	5	5	5	5	5	6	6	6	6
Latino	6	6	6	5	5	5	5	5	5	5	5	5
Other	0	0	0	0	0	0	0	0	0	0	0	0
Diversity-Gender												
Male	37	38	38	37	37	37	37	36	36	36	39	38
Female	83	86	86	84	83	82	83	85	87	86	87	87
Diversity-Age												
20 - 29	9	12	12	11	11	11	11	10	10	10	15	15
30 - 39	24	24	24	23	22	22	21	22	24	24	23	23
40 - 49	39	39	38	38	38	38	39	41	40	40	40	40
50 - 59	33	34	35	33	33	32	33	32	34	33	33	33
60 - 69	15	15	15	16	16	16	16	16	15	15	15	14
70+												
Overtime Hours	5.5	42.75	59.25	78.75	84	37.25	41.5	105.25	102.75	84.75	102.75	107.25
Training Hours	133.75	198.5	162.5	195.5	110.5	97	71	247.5	202.75	234.25	315.25	114.5

STATE UNIVERSITIES RETIREMENT SYSTEM

LEGAL AND LEGISLATIVE SUMMARY

As of December 31, 2017

Litigation

<u>Name</u>	<u>Cause of Action</u>	<u>Attorney</u>
Fortis SA Securities Litigation	Securities Fraud	Deminor International
Hypo Real Estate Holding AG Securities Litigation	Securities Fraud	Cohen Milstein
Weisfelner v. Fund 1, et al./Lyondell Chemical Bankruptcy	Multiple Claims in Bankruptcy	Entwistle & Cappucci (formerly Katten Muchin)
In re: Tribune Fraudulent Conveyance Litigation	Multiple Claims in Bankruptcy	Entwistle & Cappucci (formerly Katten Muchin)
Desai v. SURS, et al.	Declaratory Judgment from Executive Committee Decision	Illinois Attorney General's Office – Amy McCarthy in court of claims action and by Martin Bruzawa in circuit court action
Lloyds/HBOS Group Law Action	Securities Fraud	Illinois Attorney General's Office (and Spector Roseman, UK)
Marilyn Holmes v. SURS	Subpoena – discovery issue	Illinois Attorney General's Office – Adam Poe
Ulysses Jackson v. Laurie Jackson	Divorce / QILDRO matter	Illinois Attorney General's Office – Diane Moshman
Credit Default Swap Antitrust Litigation	Class Action	Monitored in-house by the SURS Legal Department
Paula Root v. SURS	Declaratory Judgment from Executive Committee Decision	Illinois Attorney General's Office – Erin Walsh
Kurt Kwast v. Joanne Kwast	Divorce matter –order entered to freeze payment until division of assets is determined	Handled in-house by SURS at this point as no action is needed other than to restrict payments until order is received.
Barbara Sherman v. SURS	Declaratory Judgment from Executive Committee Decision – excess waiver refund issue	Illinois Attorney General's Office – Jason Kanter
Estate of Grace Reuter-Reyes	Citation to Recover death benefits due to death of Pedro Reyes	Illinois Attorney General's Office – Amy McCarthy

Administrative Hearings

<u>Claims Panel Requests for Review</u>	<u>Petitions Scheduled</u>	<u>Petitions Heard</u>	<u>Attorney/Staff</u>
		Claims Panel met December 1 heard 5 cases	Green/Lee/Lieb

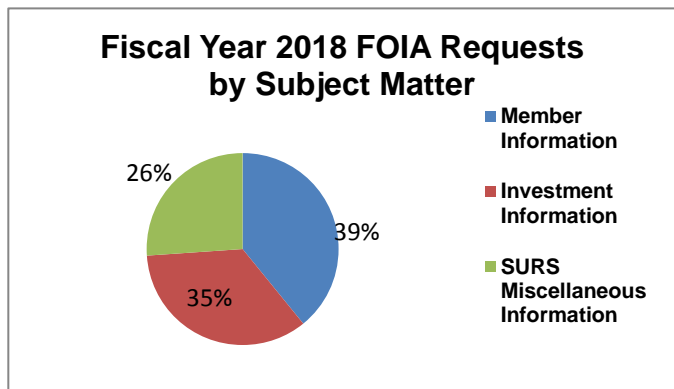
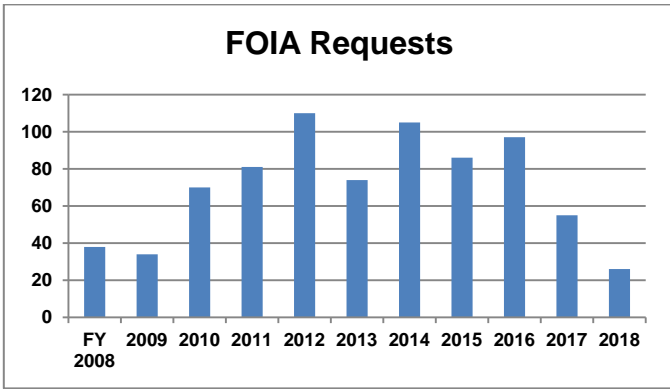
Contracts CompletedNumber

C18-60	Courtland Partners
C18-61	Pantheon
C18-62	Lansa Third Amendment to Technology Services Agreement
C18-63	Neopost USA
C18-64	BIG Real Estate Fund
C18-65	Denali Advisors
C18-66	Financial Times Limited

Rules

<u>Heading</u>	<u>Subject Matter</u>	<u>Ex-Parte Communication</u>	<u>Status</u>	<u>Attorney/Staff</u>
Election Rule			Published in Illinois Register on Dec. 26, 2017	Nyi/Lee/Green

<u>FOIA Number</u>	<u>Date of Request</u>	<u>Requestor/Firm</u>	<u>Subject Matter</u>	<u>Status</u>
18-27	12.4.17	Haley Parker	Preqin	Investment
18-28	12.1.17	Erik Abderhalden	none listed	SURS
18-29	12.7.17	Joseph Mahr	Chicago Tribune	SURS
18-30	12.7.17	Joseph Mahr	Chicago Tribune	SURS
18-31	12.8.17	William Dubbs	Public Plan IQ	Investment
18-32	12.11.17	Jon Peterson	Real Estate Reporter, IPE	Investment
18-33	12.11.17	Matthew McCue	Financial Investment News	Investment
18-34	12.14.17	Michael Lieteau	none listed	SURS
18-35	12.15.17	Kevin Curran	Financial Times	Investment
18-36	12.18.17	Andres Sandate	None listed	Investment
18-37	12.19.17	Eleanor Winans	S&P Global Market Intelligence	Investment
18-38	12.20.17	Cecilia Banares	Secondary Link	Investment
18-39	12.22.17	Joseph Mahr	Chicago Tribune	SURS



SURS SELF MANAGED PLAN
FINANCIAL STATEMENTS AND
SUMMARY OF PERFORMANCE MEASUREMENTS
As of December 31, 2017

<u>Reporting Packet Includes:</u>	Page
Statement of Operations	1
Employer and Employee Contributions	1
Statement of Net Assets	1
Schedule of Administrative Expenses	2
Performance Measures	2

SURS SELF MANAGED PLAN
STATEMENT OF OPERATIONS
Year to date

July 1, 2017 - December 31, 2017

	Actual	Prior Year	Increase/ (Decrease)	
			\$	%
Employee contributions from:				
Balance transfers	870,799	\$ 909,739	\$ (38,940)	-4.3%
Contributions	38,836,359	37,238,739	1,597,620	4.3%
Service credit purchases	201,802	222,057	(20,255)	-9.1%
Roll-ins	1,742,429	1,133,020	609,409	53.8%
Employer contributions from:				
State Appropriations	31,655,309	30,544,233	1,111,076	3.6%
Trust, federal and grant funds	4,405,126	3,982,354	422,772	10.6%
Operating Revenue	77,711,824	74,030,142	3,681,682	5.0%
EXPENDITURES:				
Retirement annuities & lump sum distribu	21,632,471	18,801,229	2,831,242	15.1%
Death benefits	790,874	839,908	(49,034)	-5.8%
Separation refunds	16,856,320	14,010,539	2,845,781	20.3%
Disability benefits	971,503	931,762	39,741	4.3%
Administrative expenses	233,439	220,622	12,817	5.8%
Operating Expenses	40,484,608	34,804,060	5,680,548	16.3%
Net Operating Gain / (Loss)	37,227,216	39,226,082	(1,998,866)	-5.1%
Net Investment Income / (Loss)	189,281,138	92,614,813	96,666,325	104.4%
Increase/ (Decrease) in Net Assets	226,508,354	131,840,895	94,667,459	71.8%
Net Assets, Beginning of Period	2,170,251,099	1,825,505,768	344,745,331	18.9%
Net Assets, End of Period	2,396,759,453	\$ 1,957,346,663	439,412,790	22.4%

Employer and Employee Contributions - Self Managed Plan			
	YTD FY 2018	Estimated FY 2018	Total FY 2017
Employer Rate	7.60%	7.60%	7.60%
Employee Rate	8.00%	8.00%	8.00%
Employer Contribution - State	31.7 million	64.7 million	59.3 million
Employer Contribution - trust/federal/gra	4.4 million	8.3 million	7.7 million
Employee Contribution	41.7 million	81.9 million	85.2 million

SURS SELF MANAGED PLAN
STATEMENT OF NET ASSETS
As of December 31, 2017

	Actual	Prior Year	Increase/ (Decrease)	
			\$	%
Assets				
Accounts Receivable	3,007,580	\$ 2,668,864	\$ 338,716	12.7%
Investments:				
Cash and short term investments	181,084,815	168,101,906	12,982,909	7.7%
Equities	1,205,060,912	951,188,953	253,871,959	26.7%
Fixed income	160,787,588	143,906,225	16,881,363	11.7%
Balanced funds	692,378,428	551,574,685	140,803,743	25.5%
Real estate	38,417,771	37,649,823	767,948	2.0%
Disability funds	99,105,157	87,763,134	11,342,023	12.9%
Employer forfeiture funds	16,917,202	14,493,073	2,424,129	16.7%
Total Assets	2,396,759,453	1,957,346,663	439,412,790	22.4%
Liabilities and Reserves				
Member balances	2,280,734,625	1,855,088,319	425,646,306	22.9%
Reserve for disability benefits	99,107,627	87,765,271	11,342,356	12.9%
Reserve for employer forfeitures	16,917,202	14,493,073	2,424,129	16.7%
Total Liabilities and Reserves	2,396,759,453	\$ 1,957,346,663	\$ 439,412,790	22.4%

SURS SELF MANAGED PLAN

Administrative Expenses

July 1, 2017 - December 31, 2017

ITEM:	Y-T-D	Y-T-D	Prior	Under (Over)		Increase (Decrease)	
	Budget	Actual		Year	From	Budget	From Prior Yr
				\$	%	\$	%
Personal services:							
Salaries & wages	\$ 121,093	\$ 124,936	\$ 139,764	\$ (3,843)	-3.2%	\$ (14,828)	-10.6%
Employee's group health insurance	47,323	39,665	46,566	7,658	16.2%	(6,901)	-14.8%
Retirement contributions	15,367	15,567	17,221	(200)	-1.3%	(1,654)	-9.6%
Medicare	1,750	1,812	2,027	(62)	-3.5%	(215)	-10.6%
Total Personal Services	185,533	181,980	205,578	3,553	1.9%	(23,598)	-11.5%
Contractual services:							
Investment consulting	22,500	47,492	10,875	(24,992)	-111.1%	36,617	336.7%
Legal fees	-	-	-	0	0.0%	-	0.0%
Postage	3,640	2,668	3,485	972	26.7%	(817)	-23.4%
Printing & copying	670	699	684	(29)	-4.3%	15	2.2%
Conference and meeting expenses	-	-	-	0	0.0%	-	0.0%
Association Fees	600	600	-	0	0.0%	600	0.0%
Employer & Member Seminars	-	-	-	0	0.0%	-	0.0%
Travel	450	-	-	450	100.0%	-	0.0%
Total Contractual Services	27,860	51,459	15,044	(23,599)	-84.7%	36,415	242.1%
TOTAL	213,393	233,439	220,622	(20,046)	-9.4%	(12,817)	-5.8%

SURS SELF MANAGED PLAN

OPERATIONAL STATISTICS

As of December 31, 2017

Self-Managed Plan January February March April May June July August September October November December

	January	February	March	April	May	June	July	August	September	October	November	December
Processing												
Terminations processed	164	119	117	93	100	123	114	137	177	160	123	77
Re-hires processed	11	19	12	5	4	14	13	21	39	10	10	14
Information distributed:												
Distribution packets to members	216	159	170	132	126	154	141	174	202	204	168	99
Withdrawal forms to providers	98	103	89	92	85	73	79	106	94	82	88	79
Retirement eligible lump sum payments	14	11	42	10	9	23	24	21	19	16	17	9
Separation refund payments	112	144	152	132	138	128	110	116	152	142	134	149
Death claim payments	1	2	2	0	3	3	2	2	6	0	0	0
SMP elections/ total plan elections	144	124	112	77	101	73	135	134	135	135	110	121
Total plan elections	847	886	1,131	531	500	502	673	760	583	546	431	528
SMP % of total elections	17.00%	14.00%	9.90%	14.50%	20.20%	14.50%	20.00%	17.60%	23.16%	24.73%	25.52%	22.90%
Total active participants	13,143	13,155	13,165	13,185	13,170	13,101	13,092	13,051	13,054	13,016	13,032	13,092
Total terminated participants	7,279	7,301	7,301	7,279	7,315	7,368	7,448	7,552	7,584	7,687	7,698	7,679
Total SMP Participants	20,422	20,456	20,466	20,464	20,485	20,469	20,540	20,603	20,638	20,703	20,730	20,771
Member Contact												
Walk-in	4	8	16	12	8	4	8	14	14	18	10	16
Telephone calls	365	368	367	349	352	362	399	369	326	399	296	265
Unified Statements-email notice	16,233	0	0	16,481	0	0	16,708	0	0	16,844	0	0
Webmail inquiries	53	39	59	59	42	37	46	64	53	51	40	34
SMP Counseling Appointments	24	33	36	31	34	38	35	43	39	29	26	37



1901 Fox Drive, Champaign, IL 61820-7333
 800-275-7877 • 217-378-8800 • (Fax) 217-378-9800
 www.surs.org

Date: March 1, 2018
 To: Board of Trustees
 From: Phyllis L. Walker
 Re: SURS Variance Analysis – 2nd Quarter Fiscal Year 2018 Administrative Expenses

Attached is the Summary of Administrative Expenses and Capital Expenditures of the State Universities Retirement System financial activity as of the 2nd Quarter of Fiscal Year 2018 (July 1, 2017 – December 31, 2017). The total non-capital variance is under budget by 6.1%. Below is the variance explanation of a few of the significant variances.

Expense Line Item	Variance	Explanation
Salaries & Wages	Under by \$19,275	Under due to staff turnover.
Employee Health Insurance	Under by \$292,914	Under due to the staff insurance premium expense being lower than expected. There were no changes to premiums for this fiscal year yet.
Repairs & Maintenance EDP	Over by \$18,191	Over due to the SEI hardware maintenance being paid in December when it was budgeted to be paid in February.
Statistical & Tabulation- Application	Under by \$35,806	Under due to delay in purchase of the Fresche tool (\$21k) and training (\$5k) and maintenance (\$5k).
Statistical & Tabulation- Operations	Under by \$90,021	Under due to the Phone and Sharepoint projects being delayed.
EDP Supplies & Equipment	Over by \$37,318	Over due to new phones and computers being purchased earlier than budgeted.
Capital Expenditure	Under by \$228,005	Under due to the purchase of UPS Battery Replacement (\$117k), lobby improvements (\$25k), Video Surveillance (\$20k), and backup server (\$10k) delayed offset by several purchases less than budgeted and disposals.

STATE UNIVERSITIES RETIREMENT SYSTEM
SUMMARY OF EXPENSES

July 1, 2017 - December 31, 2017

Administrative Expenses	Y-T-D Budget	Y-T-D Actual	Prior Year	Under (Over) Budget \$	%
ITEM:					
Personal Services:					
Salaries & Wages	\$ 3,860,258	\$ 3,840,983	\$ 3,834,415	\$ 19,275	0.5%
Employee's Group Health Insurance	1,358,212	1,065,298	1,210,759	292,914	21.6%
Retirement Contributions	482,320	470,806	459,960	11,514	2.4%
Medicare	54,909	51,891	50,043	3,018	5.5%
Total Personal Services	5,755,699	5,428,978	5,555,177	326,721	5.7%
Contractual Services:					
Freight, Express & Drayage	3,050	2,157	2,678	893	29.3%
Repairs & Maintenance, Equipment	10,350	4,018	8,673	6,332	61.2%
Repairs & Maintenance EDP	14,445	32,636	24,609	(18,191)	-125.9%
Statistical & Tabulation-Applications	85,049	49,243	35,576	35,806	42.1%
Statistical & Tabulation-Operations	363,674	273,653	262,478	90,021	24.8%
Medical Consultant Fees	5,145	3,916	1,895	1,229	23.9%
Auditing & Management Services	8,790	5,040	20,040	3,750	42.7%
Legal Counsel	92,150	88,790	54,092	3,360	3.6%
Actuarial Consultant	122,296	111,145	103,954	11,151	9.1%
Professional & Artistic Services, Recruit	183,519	182,664	277,208	855	0.5%
Building and Ground Maintenance	59,580	63,583	79,955	(4,003)	-6.7%
Utilities	45,018	41,359	41,621	3,659	8.1%
Postage	71,640	76,979	69,674	(5,339)	-7.5%
Surety, Bond & Insurance	309,828	300,920	370,332	8,908	2.9%
Subscriptions/Information Services	20,458	17,742	15,551	2,716	13.3%
Board Travel	11,500	5,888	12,597	5,612	48.8%
Board Meeting Expenses	5,000	3,289	1,873	1,711	34.2%
Conference Fees & Expenses	11,029	6,655	10,271	4,374	39.7%
Association Dues	43,132	31,695	39,455	11,437	26.5%
Employee Training, Tuition	6,359	8,926	6,330	(2,567)	-40.4%
Copying, Photographic & Printing	9,460	13,022	9,161	(3,562)	-37.7%
Travel	46,927	38,742	32,193	8,185	17.4%
Printing Supplies	14,060	13,243	12,453	817	5.8%
Office & Library Supplies	27,600	25,627	21,621	1,973	7.1%
EDP Supplies & Equipment	30,270	67,588	30,986	(37,318)	-123.3%
Office Rental	9,945	11,603	9,945	(1,658)	-16.7%
Rental, Phone Services/Equipment	53,757	42,512	46,455	11,245	20.9%
Total Contractual Services	1,664,031	1,522,635	1,601,679	141,396	8.5%
Depreciation	268,200	268,200	255,000	-	0.0%
TOTAL	\$ 7,687,930	\$ 7,219,813	\$ 7,411,856	\$ 468,117	6.1%
Capital Expenditures Budget:					
Office furniture & IS equipment	\$ 214,080	\$ 65,945	\$ 96,204	\$ 148,135	69.2%
Building Improvements	85,000	5,080	93,331	79,920	94.0%
TOTAL	\$ 299,080	\$ 71,025	\$ 189,535	\$ 228,055	76.3%

Check	Check Date	Amount	Name	Description
61383	10-02-2017	15,471.86	AFSCME CHAPTER 31	ANNUITANT DEDUCTION
61384	10-02-2017	717.75	AT&T	OLD AT&T FINAL BILL
61385	10-02-2017	8,457.57	BLACK HAWK COLLEGE	ANNUITANT DEDUCTION
61386	10-02-2017	716.32	ALEX CABE	ALEX CABE TRAVEL FOR DEP CIO I
61387	10-02-2017	2,737,278.90	IL DEPT OF CENTRAL MGMT SVCS	ANNUITANT DEDUCTION
61388	10-02-2017	1,563.50	COOK CO COLLEGE TEACHERS UNION	ANNUITANT DEDUCTION
61389	10-02-2017	3,000.00	COOK CO COLLEGE TEACHERS UNION	ANNUITANT DEDUCTION
61390	10-02-2017	108.07	SAMANTHA COSTELLO	HOLMES V SURS #16-MR-47 TRAVEL
61391	10-02-2017	420.63	ILLINOIS VALLEY COMM COLLEGE	ANNUITANT DEDUCTION
61392	10-02-2017	1,224.73	INTERNAL REVENUE SERVICE	XXX-XX-0383 OCT 2017 PMT
61393	10-02-2017	2,775.73	UNITED STATES TREASURY	XXX-XX-0410 OCT 2017 PMT
61394	10-02-2017	1,000.00	INTERNAL REVENUE SERVICE	XXX-XX-7143 OCT 2017 PMT
61395	10-02-2017	693.44	INTERNAL REVENUE SERVICE	XXX-XX-0283 OCT 2017 PMT
61396	10-02-2017	6,166.50	ILLINOIS STATE BOARD OF INVEST	Q2 2017 RESTRICTED ENTITIES
	10-02-2017		ILLINOIS STATE BOARD OF INVEST	Q3 2017 RESTRICTED ENTITIES
61397	10-02-2017	4,715.00	ISEA/RETIREEES	ANNUITANT DEDUCTION
61398	10-02-2017	75.00	ISU CAREER CENTER	OCT3 2017 CAREER FAIR
61399	10-02-2017	783.20	JOHN A LOGAN COLLEGE	ANNUITANT DEDUCTION
61400	10-02-2017	1,786.88	LAKE LAND COLLEGE	ANNUITANT DEDUCTION
61401	10-02-2017	3.30	MCHENRY COMM COLLEGE INS	ANNUITANT DEDUCTION
61402	10-02-2017	50.00	NORTHEASTERN ILL. UNIV.	OCT24 2017 JOB FAIR
61403	10-02-2017	4,812.54	PARKLAND COLLEGE	ANNUITANT DEDUCTION
61404	10-02-2017	1,150.00	TOMASINE ROMANO	XXX-XX-4355 OCT 2017 PMT
61405	10-02-2017	24,919.05	STATE UNIV. ANNUITANTS ASSN.	ANNUITANT DEDUCTION
61406	10-02-2017	563.34	TRITON COLLEGE	ANNUITANT DEDUCTION
61407	10-02-2017	3,626.00	UNIVER OF IL CAMPUS RECREATION	ANNUITANT DEDUCTION
61408	10-02-2017	19.00	UPCLOSE PRINTING	BUSINESS CARDS
61409	10-02-2017	128.07	UNITED PARCEL SERVICE	FREIGHT SEPT18-22 2017
61410	10-02-2017	2,992.99	UNITED STATE TREASURY	XXX-XX-8400 OCT 2017 PMT
61411	10-02-2017	257.66	CAROL R NORLING	STALE DATE CHECK
61412	10-04-2017	3,808.50	CDW DIRECT	VMWARE
	10-04-2017		CDW DIRECT	VMWARE
61413	10-04-2017	1,193.56	TECHNOLOGY MANAGEMENT REV FUND	T2222476 AUG 2017 ICN INTERNET
	10-04-2017		TECHNOLOGY MANAGEMENT REV FUND	T6939999 AUG 2017 INS CONNECTI
61414	10-04-2017	220.17	TECHNOLOGY MANAGEMENT REV FUND	S6930000 AUG 2017 CMS FUNDS
61415	10-04-2017	164.54	COMCAST CABLE & INTERNET	OCT 2017 TV & INTERNET
61416	10-04-2017	28.07	CONNOR COMPANY	BUILDING MAINT
61417	10-04-2017	58.62	ILLINOIS AMERICAN WATER	OCT 2017 FIRE SVC
61418	10-04-2017	5,000.00	RESERVE ACCOUNT	OCT 2017 POSTAGE
61419	10-04-2017	718.83	URBANA/CHAMPAIGN SAN DIST	AUG15-SEPT18 2017 SEWER
61420	10-04-2017	140.77	ELLEN MARX	STALE DATE CHECK
61421	10-04-2017	1,695.00	ZOHO CORPORATION	HELPDESK SOFTWARE
61422	10-05-2017	948.37	E L PRUITT CO	BLDG MAINT (CHILLER)
61423	10-05-2017	2,380.00	MIDWEST MAILING & SHIPPING SYS	2018 MAINT AGRM FOR FOLDER INS
61424	10-05-2017	8,387.83	SOFTWARE HARDWARE INTEGRATION	#6453-54 UPS (2)
	10-05-2017		SOFTWARE HARDWARE INTEGRATION	#6457-66 PC (10)
61425	10-05-2017	557.14	STAPLES ADVANTAGE	OFFICE SUPPLIES (CUPS)
	10-05-2017		STAPLES ADVANTAGE	OFFICE SUPPLIES
	10-05-2017		STAPLES ADVANTAGE	OFFICE SUPPLIES
	10-05-2017		STAPLES ADVANTAGE	OFFICE SUPPLIES (CUPS)
	10-05-2017		STAPLES ADVANTAGE	OFFICE SUPPLIES
	10-05-2017		STAPLES ADVANTAGE	OFFICE SUPPLIES (KLEENEX)
61426	10-05-2017	102.55	UNITED PARCEL SERVICE	FREIGHT SEPT25-29 2017
61427	10-10-2017	195.00	ACFE	SPRINGFIELD-CFE ANNUAL DUES
61428	10-10-2017	313.25	ADAMS STREET PARTNERS, LLC	OCT4 INVEST COMM MTG BREAKFAST
	10-10-2017		ADAMS STREET PARTNERS, LLC	OCT4 INVEST COMM MTG LUNCH
61429	10-10-2017	7,263.27	AMEREN ILLINOIS	SEPT 2017 ELECTRIC
61430	10-10-2017	369.00	CAREERBUILDER, LLC.	BACKGROUND CHECKS (2)
61431	10-10-2017	307.50	E L PRUITT CO	BUILDING MAINT
61432	10-10-2017	2,887.50	FOX DEVELOPMENT CORPORATION	TREE REMOVAL
61433	10-10-2017	171.00	MIDWEST TELETRON	TELEPHONE SUPPLIES
61434	10-10-2017	221.65	MYRON CORP.	2018 CALENDARS
61435	10-10-2017	495.00	THE NEWS GAZETTE	CTO JOB POSTING
61436	10-10-2017	1,888.94	RICOH USA INC	COMP RM PROD COLOR PRINTER
61437	10-10-2017	139.05	SECOND EXECUTIVE PARK	DEBRIS HAULING
61438	10-10-2017	949.50	SOFTWARE HARDWARE INTEGRATION	UPS (8)

Check	Check Date	Amount	Name	Description
61438	10-10-2017	949.50	SOFTWARE HARDWARE INTEGRATION	KEYBOARD
61439	10-10-2017	230.00	SHRED-IT USA	SEPT 2017 SHRED SVC
61440	10-10-2017	233.00	THOMPSON McCLELLAN	PHOTOGRAPHY
61441	10-10-2017	200.00	UNIVERSITY OF ILLINOIS - UIUC	OCT19 2017 FALL CAREER FAIR
61442	10-10-2017	1.30	ERIC WIER	MID108817 OVP REFUND
61443	10-10-2017	588.36	CISCO WEBEX, LLC	SEPT 2017 VIDEO CONF
61444	10-12-2017	18.00	ABRAHAM LINCOLN LIB FOUNDATION	CURTIS-Q3 2017 CONTRIBUTION
61445	10-12-2017	148.09	AFLAC	STAFF PYRL DEDUCTION
61446	10-12-2017	18.00	ALZHEIMER'S ASSOC GREAT IL CHA	CURTIS-Q3 2017 CONTRIBUTION
61447	10-12-2017	30.00	AMERICAN RED CROSS	DUNN-Q3 2017 CONTRIBUTION
61448	10-12-2017	60.00	BRIGHT START COLLEGE SAVINGS	WALKER PYRL DEDUCTION
61449	10-12-2017	30.00	CHAMPAIGN COUNTY CT APPOINTED	DUNN-Q3 2017 CONTRIBUTION
61450	10-12-2017	2,158.66	IL DEPT OF CENTRAL MGMT SVCS	STAFF PYRL DEDUCTION
61451	10-12-2017	7,761.00	DEF COMP PLAN FUND	DEFCON STAFF PYRL DEDUCTION
	10-12-2017		DEF COMP PLAN FUND	ROTH STAFF PYRL DEDUCTION
61452	10-12-2017	100,855.62	IL DEPT OF CENTRAL MGMT SVCS	ER PREMIUM PPE100917
61453	10-12-2017	13,028.50	IL DEPT OF CENTRAL MGMT SVCS	STAFF PYRL DEDUCTION
61454	10-12-2017	2,059.57	IL DEPT OF CENTRAL MGMT SVCS	STAFF PYRL DEDUCTION
61455	10-12-2017	30.00	COURAGE CONNECTION	FITCH-Q3 2017 CONTRIBUTION
61456	10-12-2017	90.00	CRISIS NURSERY	FITCH-Q3 2017 CONTRIBUTION
	10-12-2017		CRISIS NURSERY	DUNN-Q3 2017 CONTRIBUTION
61457	10-12-2017	30.00	CYSTIC FIBROSIS FOUNDATION	DUNN-Q3 2017 CONTRIBUTION
61458	10-12-2017	30.00	DAILY BREAD SOUP KITCHEN	FITCH-Q3 2017 CONTRIBUTION
61459	10-12-2017	90.00	EASTERN ILLINOIS FOODBANK	FITCH-Q3 2017 CONTRIBUTION
	10-12-2017		EASTERN ILLINOIS FOODBANK	DUNN-Q3 2017 CONTRIBUTION
61460	10-12-2017	435.00	HONEYWELL INC.	NOV 2017 TEMP CONTROL
61461	10-12-2017	175.24	ILLINOIS STATE DISBURSEMENTS	96-D-490 JOHNSON PYRL DEDUCTIO
61462	10-12-2017	90.00	SALT & LIGHT	FITCH-Q3 2017 CONTRIBUTION
	10-12-2017		SALT & LIGHT	DUNN-Q3 2017 CONTRIBUTION
61463	10-12-2017	100.00	SAMS CLUB	OCT2017-OCT2018 SAMS MEMBERSHI
61464	10-12-2017	18.00	STEPHENS FAMILY YMCA	CURTIS-Q3 2017 CONTRIBUTION
61465	10-12-2017	317.92	STORE SMART	OFFICE SUPPLIES
61466	10-12-2017	60.00	UNITED WAY OF EDGAR COUNTY	WILLOUGHBY-Q3 2017 CONTRIBUTIO
61467	10-12-2017	45.72	UNITED PARCEL SERVICE	FREIGHT OCT2-6 2017
61468	10-17-2017	2.50	AMERICAN MESSAGING	OCT 2017 PAGER SVC
61469	10-17-2017	225.88	AREA DISPOSAL SERVICE, INC.	SEPT 2017 TRASH SVC
61470	10-17-2017	13.80	BREEZE COURIER	RFP-PREMISE BASED PBC
61471	10-17-2017	373.27	OFFICE DEPOT	OFFICE SUPPLIES
	10-17-2017		OFFICE DEPOT	WALL CLOCK
	10-17-2017		OFFICE DEPOT	OFFICE SUPPLIES
61472	10-17-2017	1,839.56	WINDSTREAM	SEPT4-OCT3 2017 PHONE SVC
61473	10-17-2017	2,500.00	RELIABLE PLUMB & HEAT COMPANY	HEATING PUMP LABOR & MATERIALS
61474	10-17-2017	516.64	SECOND EXECUTIVE PARK	OCT 2017 MOWING SVC
	10-17-2017		SECOND EXECUTIVE PARK	SEPT 2017 TRIM/WEED/FERT
	10-17-2017		SECOND EXECUTIVE PARK	SEPT 2017 GEESE CONTROL
61475	10-17-2017	3,440.00	SIRIUS Computer Solutions	BACKBONE UPGRADE PHASE II
61476	10-17-2017	289.56	STAPLES ADVANTAGE	OFFICE SUPPLIES
	10-17-2017		STAPLES ADVANTAGE	OFFICE SUPPLIES
61477	10-17-2017	110.00	UPCLOSE PRINTING	BUSINESS CARDS
61478	10-17-2017	198.28	DALLAS GRANT	STALE DATE CHECK
61479	10-17-2017	2,588.89	SARAH CZUDNOWSKI	STALE DATE CHECK
61480	10-19-2017	297.52	AMSTERDAM PRINTING & LITHO	SURS PENS
61481	10-19-2017	998.00	DAVIS ELECTRIC	REPLACE EMERGENCY LIGHTS
61482	10-19-2017	24,850.50	JACKSON WALKER L.L.P.	AUG 2017 LEGAL SVC-PANTHEON
	10-19-2017		JACKSON WALKER L.L.P.	AUG 2017 LEGAL SVC-ADAMS ST GL
	10-19-2017		JACKSON WALKER L.L.P.	AUG 2017 LEGAL SVC-MESIROW FIN
	10-19-2017		JACKSON WALKER L.L.P.	SEPT 2017 LEGAL SVC-PANTHEON
61483	10-19-2017	264,532.00	MESIROW INSURANCE SERVICES INC	FY18 EXCESS FIDUCIARY INSURANC
	10-19-2017		MESIROW INSURANCE SERVICES INC	FY18 FIDUCIARY INSURANCE
61484	10-19-2017	8,190.00	NEWEGG.COM	IP PHONES FOR NEW SYSTEM (70)
61485	10-19-2017	205.48	RICOH USA INC	PRINTER SUPPLIES
61486	10-19-2017	128.97	SUSAN SMYSER	STALE DATE CHECK
61487	10-19-2017	3.30	JEROME ZAMIROWSKI	STALE DATE CHECK
61488	10-19-2017	131.25	DOMINIC DOHERTY	STALE DATE CHECK
61489	10-24-2017	6,270.00	BLOOMBERG FINANCE L.P.	OCT18 2017 - JAN17 2018 TERMIN
61490	10-24-2017	1,550.00	CHARTERED ALTERNATIVE INVEST	RAMOS-SPRING 2018 EXAM FEE

Check	Check Date	Amount	Name	Description
61491	10-24-2017	770.40	ILLINOIS AMERICAN WATER	SEPT19-OCT16 2017 WATER
61492	10-24-2017	1,512.38	MICRO FOCUS, INC.	COBOL/NET EXPRESS SUPPORT
61493	10-24-2017	84,738.00	PARAMETRIC CLIFTON	Q3 2017 INVST MGMT FEE
61494	10-24-2017	5,000.00	RESERVE ACCOUNT	NOV 2017 MONTHLY POSTAGE
61495	10-24-2017	33.00	SOFTWARE HARDWARE INTEGRATION	SPEAKERS
61496	10-24-2017	1,750.00	UNIVERSITY OF ILLINOIS	@00873227 SEPT 2017 CARPOOL
61497	10-24-2017	51.01	RICHARD RUTHERFORD	STALE DATE CHECK
61498	10-24-2017	81.58	VICTORIA NOWICKI	STALE DATE CHECK
61499	10-26-2017	18,944.00	ADVANCED AUDIO AND LIGHTING	#6468 AUDIO EQUIPMENT/LABOR
61500	10-26-2017	148.09	AFLAC	STAFF PYRL DEDUCTION
61501	10-26-2017	60.00	BRIGHT START COLLEGE SAVINGS	WALKER PYRL DEDUCTION
61502	10-26-2017	2,158.66	IL DEPT OF CENTRAL MGMT SVCS	STAFF PYRL DEDUCTION
61503	10-26-2017	7,461.00	DEF COMP PLAN FUND	DEFCOM STAFF PYRL DEDUCTION
	10-26-2017		DEF COMP PLAN FUND	ROTH STAFF PYRL DEDUCTION
61504	10-26-2017	98,730.84	IL DEPT OF CENTRAL MGMT SVCS	ER PREMIUM PPE102317
61505	10-26-2017	12,985.50	IL DEPT OF CENTRAL MGMT SVCS	STAFF PYRL DEDUCTION
61506	10-26-2017	2,059.19	IL DEPT OF CENTRAL MGMT SVCS	STAFF PYRL DEDUCTION
61507	10-26-2017	280.00	DISH PASSIONATE CUISINE	OCT19 INVEST COMM MTG LUNCHESES
61508	10-26-2017	335.43	JOHN H. ENGSTROM	ENGSTROM-OCT19 INVEST COMM MTG
61509	10-26-2017	930.00	FIDELITY INVESTMENTS	MATTHEWS-MAY1-3 2017 CONF REG
61510	10-26-2017	175.24	ILLINOIS STATE DISBURSEMENTS	96-D-490 JOHNSON PYRL DEDUCTIO
61511	10-26-2017	3,083.25	ILLINOIS STATE BOARD OF INVEST	Q4 2017 RESTRICTED ENTITIES
61512	10-26-2017	172.83	OFFICE DEPOT	OFFICE SUPPLIES
	10-26-2017		OFFICE DEPOT	OFFICE SUPPLIES
61513	10-26-2017	14.51	PITNEY BOWES INC	POSTAGE
61514	10-26-2017	133.64	PRAIRIE GARDENS	STAFF SVC AWARDS FRAMES
61515	10-26-2017	156.32	STAPLES ADVANTAGE	OFFICE SUPPLIES
	10-26-2017		STAPLES ADVANTAGE	OFFICE SUPPLIES
61516	10-26-2017	3,750.00	SUNGARD AVAILABILITY SERVICES	DEC 2017 BRS
61517	10-26-2017	112.23	UNITED PARCEL SERVICE	FREIGHT OCT9-13 2017
61518	10-26-2017	9.88	SUMI HOSHIKO	STALE DATE CHECK
61519	11-01-2017	15,405.86	AFSCME CHAPTER 31	ANNUITANT DEDUCTION
61520	11-01-2017	1,327.74	AT&T	OCT15-NOV15 2017 INTERNET SVC
61521	11-01-2017	840.00	BERWYN GROUP	FY18 OBITUARY CHECK SVC
61522	11-01-2017	8,595.05	BLACK HAWK COLLEGE	ANNUITANT DEDUCTION
61523	11-01-2017	50,000.00	CEM BENCHMARKING INC.	DB INVST ANALYSIS/DC BENCHMARK
61524	11-01-2017	1,193.56	TECHNOLOGY MANAGEMENT REV FUND	T2222476 SEPT 2017 ICN INTERNE
	11-01-2017		TECHNOLOGY MANAGEMENT REV FUND	T6939999 SEPT 2017 INS CONNECT
61525	11-01-2017	186.33	TECHNOLOGY MANAGEMENT REV FUND	S6930000 SEPT 2017 CMS FUNDS
61526	11-01-2017	2,734,266.76	IL DEPT OF CENTRAL MGMT SVCS	ANNUITANT DEDUCTION
61527	11-01-2017	1,563.50	COOK CO COLLEGE TEACHERS UNION	ANNUITANT DEDUCTION
61528	11-01-2017	3,004.00	COOK CO COLLEGE TEACHERS UNION	ANNUITANT DEDUCTION
61529	11-01-2017	9,555.17	HUBER & ASSOCIATES, INC.	AS400 ISERIES ANNUAL MAINT
61530	11-01-2017	58.62	ILLINOIS AMERICAN WATER	NOV 2017 FIRE SVC
61531	11-01-2017	420.63	ILLINOIS VALLEY COMM COLLEGE	ANNUITANT DEDUCTION
61532	11-01-2017	1,224.73	INTERNAL REVENUE SERVICE	XXX-XX-0383 NOV 2017 PMT
61533	11-01-2017	2,775.73	UNITED STATES TREASURY	XXX-XX-0410 NOV 2017 PMT
61534	11-01-2017	1,000.00	INTERNAL REVENUE SERVICE	XXX-XX-7143 NOV 2017 PMT
61535	11-01-2017	693.44	INTERNAL REVENUE SERVICE	XXX-XX-0283 NOV 2017 PMT
61536	11-01-2017	4,704.50	ISEA/RETIREEES	ANNUITANT DEDUCTION
61537	11-01-2017	783.20	JOHN A LOGAN COLLEGE	ANNUITANT DEDUCTION
61538	11-01-2017	1,786.88	LAKE LAND COLLEGE	ANNUITANT DEDUCTION
61539	11-01-2017	199.00	LORMAN EDUCATION SERVICES	ELECTRONIC SIGNATURES WEBINAR
61540	11-01-2017	3.30	MCHENRY COMM COLLEGE INS	ANNUITANT DEDUCTION
61541	11-01-2017	1,000.00	NCPERS	2018 MEMBERSHIP DUES
61542	11-01-2017	426.90	NEWEGG.COM	#6468 MONITOR
61543	11-01-2017	4,771.88	PARKLAND COLLEGE	ANNUITANT DEDUCTION
61544	11-01-2017	2,142.56	RICOH USA INC	PROD RM B/W PRINTER
	11-01-2017		RICOH USA INC	PROD/COMP RM COLOR PRINTER
61545	11-01-2017	1,150.00	TOMASINE ROMANO	XXX-XX-4355 NOV 2017 PMT
61546	11-01-2017	36.00	SOFTWARE HARDWARE INTEGRATION	SPEAKERS
61547	11-01-2017	24,842.71	STATE UNIV. ANNUITANTS ASSN.	ANNUITANT DEDUCTION
61548	11-01-2017	563.34	TRITON COLLEGE	ANNUITANT DEDUCTION
61549	11-01-2017	3,666.00	UNIVER OF IL CAMPUS RECREATION	ANNUITANT DEDUCTION
61550	11-01-2017	412.31	URBANA/CHAMPAIGN SAN DIST	SEPT18-OCT16 2017 SEWER
61551	11-01-2017	2,992.99	UNITED STATE TREASURY	XXX-XX-8400 NOV 2017 PMT

Check	Check Date	Amount	Name	Description
61552	11-01-2017	196.00	WATTS COPY SYSTEMS	ADMIN PRINTER SUPPLIES
61553	11-01-2017	10,024.50	LARRY MEYER	STALE DATE CHECK
61554	11-01-2017	86.90	LINDA ALDEN	STALE DATE CHECK
61555	11-02-2017	164.52	COMCAST CABLE & INTERNET	NOV 2017 TV & INTERNET
61556	11-02-2017	73.00	NEWEGG.COM	COMPUTER SUPPLIES
61557	11-02-2017	161.23	OFFICE DEPOT	OFFICE SUPPLIES
	11-02-2017		OFFICE DEPOT	OFFICE SUPPLIES
61558	11-02-2017	3,147.00	SIRIUS Computer Solutions	SYMANTEC ENTERPRISE VAULT
61559	11-02-2017	83.94	UNITED PARCEL SERVICE	FREIGHT OCT16-20 2017
61560	11-07-2017	6,128.59	AMEREN ILLINOIS	OCT 2017 ELECTRIC
61561	11-07-2017	227.50	AREA WIDE REPORTING SERVICE	OCT6 2017 CLAIMS PANEL-BEN MAT
61562	11-07-2017	35.00	CHARTWELLS DINING SERVICES	NOV1 2017 RET SEMINAR REFRESHM
61563	11-07-2017	1,575.00	JACKSON WALKER L.L.P.	SEPT 2017 LEGAL SVC-MESIROW FI
61564	11-07-2017	300.00	LORMAN EDUCATION SERVICES	LORMAN ALL-ACCESS PASS MBRSHP
61565	11-07-2017	325.34	NEWEGG.COM	SUPPLIES
	11-07-2017		NEWEGG.COM	MONITOR STANDS
61566	11-07-2017	65.25	OFFICE DEPOT	OFFICE SUPPLIES
61567	11-07-2017	22,000.00	RESERVE ACCOUNT	NOV 2017 POSTAGE
61568	11-07-2017	2,350.49	RR DONNELLEY	DAILY CHECK STOCK (6 CASES)
61569	11-07-2017	130.26	STAPLES ADVANTAGE	OFFICE SUPPLIES
	11-07-2017		STAPLES ADVANTAGE	OFFICE SUPPLIES
61570	11-07-2017	73.58	UNITED PARCEL SERVICE	FREIGHT OCT23-27 2017
61571	11-07-2017	189.95	WORLDSHARP TECHNOLOGIES, INC	1099/1042S PREP SYSTEM
61572	11-07-2017	782.99	LARRY KIRSCH	STALE DATE CHECK
61573	11-09-2017	20.00	TERENCE ABBRUSCATO	MID1210023 RET SEMINAR REFUND
61574	11-09-2017	148.09	AFLAC	STAFF PYRL DEDUCTION
61575	11-09-2017	695.00	BUSINESS & LEGAL RESOURCES	TRAINING TODAY PROFESSIONAL
61576	11-09-2017	60.00	BRIGHT START COLLEGE SAVINGS	WALKER PYRL DEDUCTION
61577	11-09-2017	714.00	CAREERBUILDER, LLC.	BACKGROUND CHECKS
61578	11-09-2017	2,158.66	IL DEPT OF CENTRAL MGMT SVCS	STAFF PYRL DEDUCTION
61579	11-09-2017	7,461.00	DEF COMP PLAN FUND	DEFCOM STAFF PYRL DEDUCTION
	11-09-2017		DEF COMP PLAN FUND	ROTH STAFF PYRL DEDUCTION
61580	11-09-2017	97,925.16	IL DEPT OF CENTRAL MGMT SVCS	ER PREMIUM PPE110617
61581	11-09-2017	12,912.75	IL DEPT OF CENTRAL MGMT SVCS	STAFF PYRL DEDUCTION
61582	11-09-2017	1,997.87	IL DEPT OF CENTRAL MGMT SVCS	STAFF PYRL DEDUCTION
61583	11-09-2017	42,116.76	GENESYS TELECOMMUNICATIONS LAB	PURE CLOUD ANNUAL MAINT
61584	11-09-2017	175.24	ILLINOIS STATE DISBURSEMENTS	96-D-490 JOHNSON PYRL DEDUCTIO
61585	11-09-2017	72.77	NEWEGG.COM	SUPPLIES
61586	11-09-2017	401.00	UPCLOSE PRINTING	BUSINESS CARDS
61587	11-14-2017	235.95	AREA DISPOSAL SERVICE, INC.	OCT 2017 TRASH SVC
61588	11-14-2017	99.57	CU HARDWARE COMPANY	GENERAL HARDWARE
61589	11-14-2017	435.00	HONEYWELL INC.	NOV 2017 TEMP CONTROL
61590	11-14-2017	180.50	OFFICE DEPOT	OFFICE SUPPLIES
61591	11-14-2017	338.50	SECOND EXECUTIVE PARK	NOV 2017 MOWING SVC
	11-14-2017		SECOND EXECUTIVE PARK	OCT 2017 TRASH PICKUP
	11-14-2017		SECOND EXECUTIVE PARK	OCT 2017 GEESE CONTROL
61592	11-14-2017	148.00	SOFTWARE HARDWARE INTEGRATION	SUPPLIES
	11-14-2017		SOFTWARE HARDWARE INTEGRATION	SUPPLIES
61593	11-14-2017	200.00	SHRED-IT USA	OCT 2017 SHRED SVC
61594	11-14-2017	136.13	STAPLES ADVANTAGE	OFFICE SUPPLIES
61595	11-14-2017	1,826.34	UNIVERSITY OF ILLINOIS	@00873227 OCT 2017 CARPOOL
61596	11-14-2017	99.06	UNITED PARCEL SERVICE	FREIGHT OCT30-NOV3 2017
61597	11-14-2017	5,317.20	CISCO WEBEX, LLC	OCT 2017 VIDEO CONF/ANNUAL MAI
61598	11-14-2017	2,522.25	DEIPICA BAGCHI	STALE DATE CHECK
61599	11-16-2017	18,230.00	ADVANCED AUDIO AND LIGHTING	#6471 VIDEO CONF EQUIPMENT
61600	11-16-2017	12,338.00	COUNCIL INSTITUTIONAL INVESTOR	FY18 ANNUAL MEMBERSHIP RENEWAL
61601	11-16-2017	289.98	NEWEGG.COM	#6469-70 MONITORS
61602	11-16-2017	541.50	THE NORTHERN TRUST COMPANY	NOV9 INVST COMM MTG LUNCH
61603	11-16-2017	2,121.66	WINDSTREAM	OCT4-NOV3 2017 PHONE SVC
61604	11-16-2017	1,349.00	SOFTWARE HARDWARE INTEGRATION	ADOBE CREATIVE CLOUD
	11-16-2017		SOFTWARE HARDWARE INTEGRATION	KEYBOARD
61605	11-21-2017	20.40	BREEZE COURIER	RFP DB/DC OPT SEARCH
61606	11-21-2017	380.60	OFFICE DEPOT	OFFICE SUPPLIES
61607	11-21-2017	51.38	STAPLES ADVANTAGE	OFFICE SUPPLIES
61608	11-21-2017	196.00	UNITED STATES POSTAL SERVICE	NAPERVILLE POSTAGE
61609	11-21-2017	74.80	WALZ LABEL AND MAILING SYSTEMS	POSTAGE SEALANT

Check	Check Date	Amount	Name	Description
61610	11-21-2017	1,666.25	MARILYN CHESSON	STALE DATE CHECK
	11-21-2017		MARILYN CHESSON	STALE DATE CHECK
61611	11-22-2017	148.09	AFLAC	STAFF PYRL DEDUCTION
61612	11-22-2017	495.00	AFP	D. TAYLOR JAN2018-DEC2018
61613	11-22-2017	60.00	BRIGHT START COLLEGE SAVINGS	WALKER PYRL DEDUCTION
61614	11-22-2017	2,158.66	IL DEPT OF CENTRAL MGMT SVCS	STAFF PYRL DEDUCTION
61615	11-22-2017	7,661.00	DEF COMP PLAN FUND	DEFCOM STAFF PYRL DEDUCTION
	11-22-2017		DEF COMP PLAN FUND	ROTH STAFF PYRL DEDUCTION
61616	11-22-2017	97,925.16	IL DEPT OF CENTRAL MGMT SVCS	ER PREMIUM PPE112017
61617	11-22-2017	12,912.75	IL DEPT OF CENTRAL MGMT SVCS	STAFF PYRL DEDUCTION
61618	11-22-2017	2,053.86	IL DEPT OF CENTRAL MGMT SVCS	STAFF PYRL DEDUCTION
61619	11-22-2017	4,635.97	CHICAGO STATE UNIVERSITY	MID1277029 SETTLEMENT REFUND
61620	11-22-2017	175.24	ILLINOIS STATE DISBURSEMENTS	96-D-490 JOHNSON PYRL DEDUCTIO
61621	11-28-2017	2.50	AMERICAN MESSAGING	NOV 2017 PAGER SVC
61622	11-28-2017	543.56	TECHNOLOGY MANAGEMENT REV FUND	T6939999 OCT 2017 INS CONNECTI
61623	11-28-2017	2,099.50	MALWAREBYTES CORPORATION	MALWARE BYTES SECURITY
61624	11-28-2017	1,056.13	RICOH USA INC	PROD/COMP RM B/W PRINTER
	11-28-2017		RICOH USA INC	PROD/COMP RM COLOR PRINTER
61625	11-28-2017	170.55	THOMAS KUHN	MID1143163 REFUND INS PREM
61626	11-28-2017	2,612.37	LEAH MAY STEINKE	STALE DATE CHECK
61627	12-01-2017	15,309.69	AFSCME CHAPTER 31	ANNUITANT DEDUCTION
61628	12-01-2017	404.52	ALTORFER INC.	MAINT EMERGENCY GENERATOR
61629	12-01-2017	199.95	AREA WIDE REPORTING SERVICE	APR28 2017 BENEFIT MATTERS
61630	12-01-2017	8,595.05	BLACK HAWK COLLEGE	ANNUITANT DEDUCTION
61631	12-01-2017	2,739,071.99	IL DEPT OF CENTRAL MGMT SVCS	ANNUITANT DEDUCTION
61632	12-01-2017	1,573.50	COOK CO COLLEGE TEACHERS UNION	ANNUITANT DEDUCTION
61633	12-01-2017	2,996.00	COOK CO COLLEGE TEACHERS UNION	ANNUITANT DEDUCTION
61635	12-01-2017	886.40	I.D.E.S.	BENEFIT REF
61636	12-01-2017	448.18	ILLINOIS AMERICAN WATER	OCT17-NOV15 2017 WATER
61637	12-01-2017	420.63	ILLINOIS VALLEY COMM COLLEGE	ANNUITANT DEDUCTION
61638	12-01-2017	1,224.73	INTERNAL REVENUE SERVICE	XXX-XX-0383 DEC 2017 PMT
61639	12-01-2017	2,775.73	UNITED STATES TREASURY	XXX-XX-0410 DEC 2017 PMT
61640	12-01-2017	1,000.00	INTERNAL REVENUE SERVICE	XXX-XX-7143 DEC 2017 PMT
61641	12-01-2017	4,697.00	ISEA/RETIREEES	ANNUITANT DEDUCTION
61642	12-01-2017	783.20	JOHN A LOGAN COLLEGE	ANNUITANT DEDUCTION
61643	12-01-2017	2,084.36	LAKE LAND COLLEGE	ANNUITANT DEDUCTION
61644	12-01-2017	3.30	MCHENRY COMM COLLEGE INS	ANNUITANT DEDUCTION
61645	12-01-2017	31.54	NEWEGG.COM	SUPPLIES
61646	12-01-2017	218.25	OFFICE DEPOT	OFFICE SUPPLIES
	12-01-2017		OFFICE DEPOT	OFFICE SUPPLIES
61647	12-01-2017	4,771.88	PARKLAND COLLEGE	ANNUITANT DEDUCTION
61648	12-01-2017	1,150.00	TOMASINE ROMANO	XXX-XX-4355 DEC 2017 PMT
61649	12-01-2017	1,100.00	SCRIBE SOFTWARE CORP	SCRIBE SMALL BUSINESS MAINT
61650	12-01-2017	418.00	SOFTWARE HARDWARE INTEGRATION	SUPPLIES
	12-01-2017		SOFTWARE HARDWARE INTEGRATION	SUPPLIES
	12-01-2017		SOFTWARE HARDWARE INTEGRATION	SUPPLIES
	12-01-2017		SOFTWARE HARDWARE INTEGRATION	SUPPLIES
	12-01-2017		SOFTWARE HARDWARE INTEGRATION	SUPPLIES
	12-01-2017		SOFTWARE HARDWARE INTEGRATION	SUPPLIES
	12-01-2017		SOFTWARE HARDWARE INTEGRATION	SUPPLIES
61651	12-01-2017	96.17	STAPLES ADVANTAGE	OFFICE SUPPLIES
61652	12-01-2017	24,839.25	STATE UNIV. ANNUITANTS ASSN.	ANNUITANT DEDUCTION
61653	12-01-2017	3,750.00	SUNGARD AVAILABILITY SERVICES	JAN 2018 BRS
61654	12-01-2017	13.04	MICHAEL TURNER	MID1111280 OVP REFUND
61655	12-01-2017	2,083.09	TERRYBERRY	CREDIT - STAFF AWARDS
	12-01-2017		TERRYBERRY	STAFF AWARDS
	12-01-2017		TERRYBERRY	STAFF AWARDS
61656	12-01-2017	563.34	TRITON COLLEGE	ANNUITANT DEDUCTION
61657	12-01-2017	3,563.00	UNIVER OF IL CAMPUS RECREATION	ANNUITANT DEDUCTION
61658	12-01-2017	155.88	UNITED PARCEL SERVICE	FREIGHT NOV6-10 2017
	12-01-2017		UNITED PARCEL SERVICE	FREIGHT NOV13-17 2017
61659	12-01-2017	2,992.99	UNITED STATE TREASURY	XXX-XX-8400 DEC 2017 PMT
61660	12-01-2017	10,000.00	U.S. POSTAL SERVICE (NEOPOST)	DEC 2017 POSTAGE
61661	12-01-2017	3,000.00	WORKSRIGHT SOFTWARE, INC.	PER/ZIP4 SOFTWARE RENEWAL
61662	12-05-2017	537.51	IPMA-HR	DUNN PUBLIC PEN RNDTBL REG
61663	12-05-2017	168.16	OFFICE DEPOT	OFFICE SUPPLIES

Check	Check Date	Amount	Name	Description
61663	12-05-2017	168.16	OFFICE DEPOT	OFFICE SUPPLIES
	12-05-2017		OFFICE DEPOT	OFFICE SUPPLIES
61664	12-05-2017	75.62	UNITED PARCEL SERVICE	FREIGHT NOV20-24 2017
61665	12-05-2017	2,034.97	WATTS COPY SYSTEMS	INVEST COPIER SVC
	12-05-2017		WATTS COPY SYSTEMS	ADMIN COPIER SVC
61666	12-07-2017	148.09	AFLAC	STAFF PYRL DEDUCTION
61667	12-07-2017	5,815.17	AMEREN ILLINOIS	NOV 2017 ELECTRIC
61668	12-07-2017	1,327.74	AT&T	NOV16-DEC15 2017 PHONE SVC
61669	12-07-2017	60.00	BRIGHT START COLLEGE SAVINGS	WALKER PYRL DEDUCTION
61670	12-07-2017	2,131.58	IL DEPT OF CENTRAL MGMT SVCS	STAFF PYRL DEDUCTION
61671	12-07-2017	7,501.00	DEF COMP PLAN FUND	DEFCOM STAFF PYRL DEDUCTION
	12-07-2017		DEF COMP PLAN FUND	ROTH STAFF PYRL DEDUCTION
61672	12-07-2017	12,657.50	IL DEPT OF CENTRAL MGMT SVCS	STAFF PYRL DEDUCTION
61673	12-07-2017	2,039.58	IL DEPT OF CENTRAL MGMT SVCS	STAFF PYRL DEDUCTION
61674	12-07-2017	164.53	COMCAST CABLE & INTERNET	DEC 2017 TV & INTERNET
61675	12-07-2017	129.99	GENESYS TELECOMMUNICATIONS LAB	PURE CLOUD SERVICES
61676	12-07-2017	58.62	ILLINOIS AMERICAN WATER	DEC 2017 FIRE
61677	12-07-2017	175.24	ILLINOIS STATE DISBURSEMENTS	96-D-490 JOHNSON PYRL DEDUCTIO
61678	12-07-2017	1,109.98	NEWEGG.COM	SUPPLIES
	12-07-2017		NEWEGG.COM	#6476 MONITOR
	12-07-2017		NEWEGG.COM	SUPPLIES
	12-07-2017		NEWEGG.COM	SUPPLIES
	12-07-2017		NEWEGG.COM	SUPPLIES
	12-07-2017		NEWEGG.COM	#6472-75 MONITORS
61679	12-07-2017	492.53	SECOND EXECUTIVE PARK	FERTILIZER APPLICATION
	12-07-2017		SECOND EXECUTIVE PARK	WINTERIZE IRRIGATION SYSTEM
	12-07-2017		SECOND EXECUTIVE PARK	DEC 2017 MOWING SVC
61680	12-07-2017	16,440.00	SERVICE EXPRESS, INC	HARDWARE MAINT
61681	12-07-2017	360.00	SOFTWARE HARDWARE INTEGRATION	SUPPLIES
	12-07-2017		SOFTWARE HARDWARE INTEGRATION	SUPPLIES
	12-07-2017		SOFTWARE HARDWARE INTEGRATION	SUPPLIES
	12-07-2017		SOFTWARE HARDWARE INTEGRATION	SUPPLIES
61682	12-07-2017	283.69	URBANA/CHAMPAIGN SAN DIST	OCT16-NOV15 2017 SEWER
61683	12-07-2017	541.08	CISCO WEBEX, LLC	NOV 2017 VIDEO CONF
61684	12-12-2017	295.97	CU HARDWARE COMPANY	GENERAL HARDWARE
61686	12-12-2017	195.89	TECHNOLOGY MANAGEMENT REV FUND	S6930000 OCT 2017 CMS FUNDS
61687	12-12-2017	95,700.92	IL DEPT OF CENTRAL MGMT SVCS	ER PREMIUM PPE120417
61688	12-12-2017	445.56	OFFICE DEPOT	OFFICE SUPPLIES
	12-12-2017		OFFICE DEPOT	OFFICE SUPPLIES
	12-12-2017		OFFICE DEPOT	OFFICE SUPPLIES
61689	12-12-2017	1,485.08	SECUREWORKS, INC	MANAGED SECURITY SERVICES
61690	12-12-2017	240.00	SHRED-IT USA	NOV 2017 SHRED SVC
61691	12-12-2017	83.31	UNITED PARCEL SERVICE	FREIGHT NOV27-DEC1 2017
61692	12-12-2017	275.00	KATHLEEN GLENN	STALE DATE CHECK
61693	12-12-2017	2,867.99	WILLIAM GLISSON	STALE DATE CHECK
61694	12-13-2017	192.00	CLERK OF THE CIRCUIT COURT	MID28686 CLAIM FOR 17P162
61695	12-14-2017	1,279.00	ALPHA MECHANICAL SERVICE, INC	EMERGENCY A/C SERVICE
61696	12-14-2017	237.60	AREA DISPOSAL SERVICE, INC.	NOV 2017 TRASH SVC
61697	12-14-2017	40.00	CLERK OF THE CIRCUIT COURT	MID28686 CLAIM FOR 17P162
61698	12-14-2017	100.00	EASTERN ILLINOIS UNIVERSITY	MAR1 2018 CAREER FAIR FEE
	12-14-2017		EASTERN ILLINOIS UNIVERSITY	SEPT27 2017 CAREER FAIR FEE
61699	12-14-2017	1,095.00	GOV FIN OFFICERS ASSN	FY17 CERTIFICATE FEE
61700	12-14-2017	435.00	HONEYWELL INC.	JAN 2018 TEMP CONTROL
61701	12-14-2017	4,000.00	INSTITUTIONAL LIMITED PARTNERS	2018 MEMBERSHIP: TIER 2
61702	12-14-2017	75.00	ISU CAREER CENTER	2018 SPRING CAREER FAIR
61703	12-14-2017	7,875.00	LINKEDIN CORPORATION	MAY4-AUG3 2017 CORP RECRUITER
	12-14-2017		LINKEDIN CORPORATION	AUG4-NOV3 2017 CORP RECRUITER
	12-14-2017		LINKEDIN CORPORATION	NOV4-FEB3 2017/8 CORP RECRUIITE
61704	12-14-2017	2,500.00	MCLAGAN PARTNERS, INC.	2017 PENSION FUNDS SURVEY
61705	12-14-2017	192.37	NEWEGG.COM	SUPPLIES
	12-14-2017		NEWEGG.COM	SUPPLIES
61706	12-14-2017	1,997.51	WINDSTREAM	NOV4-DEC3 2017 PHONE SVC
61707	12-14-2017	130.00	SOFTWARE HARDWARE INTEGRATION	SUPPLIES
	12-14-2017		SOFTWARE HARDWARE INTEGRATION	SUPPLIES
61708	12-14-2017	299.00	SKILLPATH SEMINARS	ONLINE SEMINARS - STAFF TRAINI
61709	12-14-2017	282.52	SOUTHWEST PLASTIC BINDING CO.	BINDING SUPPLIES

Check	Check Date	Amount	Name	Description
61710	12-14-2017	278.55	STAPLES ADVANTAGE	OFFICE SUPPLIES
61711	12-19-2017	385.00	ARDC	#6314200 VOCK 2018 REGISTRATIO
61712	12-19-2017	450.00	AREA WIDE REPORTING SERVICE	DEC1 2017 CLAIMS PANEL
61713	12-19-2017	340.52	JOHN H. ENGSTROM	ENGSTROM-DEC6-8 BD MTG
61714	12-19-2017	3,036.00	JACKSON WALKER L.L.P.	OCT 2017 LEGAL SVC-FRANKLIN TE
	12-19-2017		JACKSON WALKER L.L.P.	OCT 2017 LEGAL SVC-MESIROW FIN
61715	12-19-2017	31.40	SECOND EXECUTIVE PARK	NOV 2017 GEESE CONTROL SVC
61716	12-19-2017	88.00	SOFTWARE HARDWARE INTEGRATION	SUPPLIES
61717	12-19-2017	1,652.19	UNIVERSITY OF ILLINOIS	@00873227 NOV 2017 CARPOOL
61718	12-19-2017	1,835.52	DAVID EDWARDS	STALE DATE CHECK
61719	12-21-2017	148.09	AFLAC	STAFF PYRL DEDUCTION
61720	12-21-2017	2.50	AMERICAN MESSAGING	DEC4 2017 PAGER SVC
61721	12-21-2017	385.00	ARDC	#6283346 LEE 2018 REGISTRATION
61722	12-21-2017	60.00	BRIGHT START COLLEGE SAVINGS	WALKER PYRL DEDUCTION
61723	12-21-2017	2,131.58	IL DEPT OF CENTRAL MGMT SVCS	STAFF PYRL DEDUCTION
61724	12-21-2017	7,501.00	DEF COMP PLAN FUND	DEFCOM STAFF PYRL DEDUCTION
	12-21-2017		DEF COMP PLAN FUND	ROTH STAFF PYRL DEDUCTION
61725	12-21-2017	97,250.44	IL DEPT OF CENTRAL MGMT SVCS	ER PREMIUM PPE121817
61726	12-21-2017	13,306.50	IL DEPT OF CENTRAL MGMT SVCS	STAFF PYRL DEDUCTION
61727	12-21-2017	2,092.88	IL DEPT OF CENTRAL MGMT SVCS	STAFF PYRL DEDUCTION
61728	12-21-2017	2,000.00	DAVIS ELECTRIC	MAIN CONF ROOM LED LIGHTING
61729	12-21-2017	175.24	ILLINOIS STATE DISBURSEMENTS	96-D-490 JOHNSON PYRL DEDUCTIO
61730	12-21-2017	600.00	NAGDCA	2017 ANNUAL MEMBERSHIP DUES
61731	12-21-2017	942.00	THE NORTHERN TRUST COMPANY	DEC 2017 BD MTG BFAST/LUNCH
	12-21-2017		THE NORTHERN TRUST COMPANY	DEC 2017 BD MTG BREAKFAST
61732	12-21-2017	160.00	MICHAEL MURTHA	STALE DATE CHECK
61733	12-26-2017	650.00	TECHNOLOGY MANAGEMENT REV FUND	T2222476 NOV 2017 ICN INTERNET
61734	12-26-2017	210.00	FE MORAN INC.	JAN-MAR 2017 ALARM SVC
61735	12-26-2017	314.00	ILLINI FIRE EQUIPMENT	BUILDING MAINT
61736	12-26-2017	97,498.72	STATE EMPLOYEES RETM. SYSTEM	PA-95-0530 ID#1014924
61737	12-26-2017	443.88	THE WALL STREET JOURNAL	NOVEN-1YR SUBSCRIPTION
61738	12-26-2017	4.95	KELLY MCELROY	STALE DATE CHECK
61739	12-28-2017	543.56	TECHNOLOGY MANAGEMENT REV FUND	T6939999 NOV 2017 INS CONNECTI
61740	12-28-2017	200.41	TECHNOLOGY MANAGEMENT REV FUND	S6930000 NOV 2017 CMS FUNDS
61741	12-28-2017	2,037.00	GENESYS TELECOMMUNICATIONS LAB	OPTIONAL SUPPORT
61742	12-28-2017	5,237.55	ICE MILLER LLP	NOV 2017 LEGAL SVC-GEN INVST
61743	12-28-2017	427.32	ILLINOIS AMERICAN WATER	NOV16-DEC15 2017 WATER
61744	12-28-2017	1,004.48	ANGELA M JACKSON	MID111366 REFUND OVP
61745	12-28-2017	423.35	OFFICE DEPOT	OFFICE SUPPLIES
	12-28-2017		OFFICE DEPOT	OFFICE SUPPLIES
	12-28-2017		OFFICE DEPOT	OFFICE SUPPLIES
61746	12-28-2017	300.00	PRISM	2018 ANNUAL MEMBERSHIP DUES
61747	12-28-2017	267.50	RELIABLE PLUMB & HEAT COMPANY	LABOR FOR HEATING FIX
61748	12-28-2017	19.00	SOFTWARE HARDWARE INTEGRATION	SUPPLIES
61749	12-28-2017	403.89	UNITED PARCEL SERVICE	FREIGHT DEC4-8 2017
	12-28-2017		UNITED PARCEL SERVICE	FREIGHT DEC11-15 2017
	12-28-2017		UNITED PARCEL SERVICE	FREIGHT DEC18-22 2017
61750	12-28-2017	279.08	DOROTHY CARACCIOLO	STALE DATE CHECK
61751	12-28-2017	400.00	PENELOPE MAGANA	STALE DATE CHECK
61752	12-28-2017	400.00	AMANDA ENGBERG	STALE DATE CHECK

10,103,696.50

Payment date from: 10-01-2017

Payment date to: 12-31-2017

NTAP Electronic
ACCOUNTS PAYABLE

<u>Payment Reference</u>	<u>Payment Date</u>	<u>Vendor</u>	<u>Amount Paid</u>	<u>Payee</u>	<u>Description</u>
0002163	10-02-2017	ADAMSSTREE	85,000.00	ADAMS STREET PARTNERS, LP	Q3 2017 INVST M
0002164	10-02-2017	BLISSARDD	23.54	DAWN BLISSARD	BLISSARD-SEPT12
0002165	10-02-2017	BURKEBURNS	8,646.25	BURKE BURNS & PINELLI, LTD	AUG 2017 LEGAL
0002166	10-02-2017	CITYCOLLEG	325,661.41	CITY COLLEGES OF CHICAGO	ANNUITANT DEDUC
0002167	10-02-2017	CULLENDENN	444.13	DENNIS A CULLEN	CULLEN-JUL&SEPT
0002168	10-02-2017	GORDONSHA	61.54	SHANNON GORDON	GORDON-SHARON'S
0002169	10-02-2017	MAYERBRNPL	1,978.50	MAYER BROWN LLP	JUL 2017 LEGAL
0002170	10-02-2017	MICHAELS	198.00	MICHAELS CATERING	RET SEMINAR BOX
0002171	10-02-2017	NEPC	112,500.00	NEPC, LLC	Q3 2017 DB INVS
0002172	10-02-2017	NOVENMARTI	942.38	MARTIN NOVEN	NOVEN-SEPT7-8 M
0002173	10-02-2017	ROCKSTEVEN	402.82	STEVEN ROCK	ROCK-SEPT13-15
0002174	10-02-2017	TERESA'S	80.00	TERESA'S CAKES AND COOKIES	CAKES FOR SHARO
0002175	10-02-2017	UNIVERPROF	405.00	UNIVERSITY PROFESSIONALS IL.	ANNUITANT DEDUC
0002176	10-02-2017	UPI-COPE	626.50	UPI-COPE	ANNUITANT DEDUC
0002177	10-04-2017	BLACKMESH	900.00	BLACKMESH	OCT 2017 HOSTED
0002178	10-04-2017	BRIDGESLEE	26.00	LEE BRIDGES	BRIDGES-SEPT13-
0002179	10-04-2017	CAGLEJIM	119.00	JIM CAGLE	CAGLE-LOPHTCRAC
0002180	10-04-2017	DUNNB	200.00	BRENDA DUNN	DUNN-DEPUTY CIO
0002181	10-04-2017	GONESCINDY	109.60	CINDY GONES	GONES-RECYCLE T
0002182	10-04-2017	ROGARDS	1,246.69	ROGARDS	COPY PAPER
0002183	10-04-2017	SPOC LLC	2,340.32	CONSOLIDATED COMMUNICATIONS	OCT 2017 PHONE
0002184	10-04-2017	UPKEEPMAIN	6,500.00	UPKEEP MAINTENANCE SERVICE	SEPT 2017 JANIT
0002185	10-04-2017	WINFREYAND	531.15	ANDREA JORDAN	JORDAN-MULTIPLE
0002186	10-06-2017	GABRIELCOM	10,759.00	GABRIEL,ROEDER,SMITH & CO.	SEPT 2017 RETAI
0002187	10-06-2017	LEXISNEXRD	129.00	LEXISNEXIS RISK SOLUTIONS	SEPT 2017 MIN C
0002188	10-06-2017	NASRA	100.00	NASRA	2017 PPCC
0002189	10-06-2017	PLANTS	135.20	PLANTS ETC	SEPT 2017 PLANT
0002190	10-06-2017	PROPIO	46.72	PROPIO LANGUAGE SERVICES	SEPT 2017 INTER
0002191	10-06-2017	QUICKSILVE	2,116.64	QUICKSILVER MAILING SERVICES	SEPT 2017 PRESO
0002192	10-06-2017	SPOC LLC	1,545.29	CONSOLIDATED COMMUNICATIONS	OCT 2017 HARDWA
0002193	10-11-2017	ACEHARDWAR	54.46	ACE HARDWARE 665	BUILDING MAINT
0002194	10-11-2017	ALTEC	17,330.40	ALTEC PRODUCTS INC.	CREDIT MEMO FOR
0002195	10-11-2017	Ativo	193,128.60	ATIVO CAPITAL MANAGEMENT	Q3 2017 INVST M
0002196	10-11-2017	BLISSARDD	21.19	DAWN BLISSARD	BLISSARD-SEPT26
0002197	10-11-2017	CROSSTOM	47.08	TOM CROSS	CROSS-OCT4 SPEC
0002198	10-11-2017	ILLPRESS	110.00	ILLINOIS PRESS ASSOCIATION	SEPT 2017 READI
0002199	10-11-2017	MAYERSUZAN	835.88	SUZANNE MAYER	MAYER-SEPT24-27
0002200	10-11-2017	MICHAELS	531.00	MICHAELS CATERING	OCT 2017 CLAIMS
0002201	10-11-2017	ORMONDBRAN	34.41	BRANDON ORMOND	ORMOND-SEPT12-2
0002202	10-11-2017	SMITHSTACY	792.10	STACY SMITH	SMITH-SEPT24-27
0002203	10-11-2017	TECHOLARN	1,157.44	METHAWEE SPRINGFIELD	SPRINGFIELD-OCT
0002204	10-11-2017	TEPPERELEC	43.50	TEPPER ELECTRIC SUPPLY CO.	ELECTRICAL SUPP
0002205	10-11-2017	WESLEYDOUG	17.00	DOUG WESLEY	WESLEY-OCT4 SPE
0002206	10-13-2017	ACEHARDWAR	22.46	ACE HARDWARE 665	BUILDING MAINT
0002207	10-13-2017	EARNSTPAR	298,233.49	EARNST PARTNERS, LLC	Q3 2017 INVST M
0002208	10-13-2017	GALVACHARI	1,860.72	CHARITHA GALVA	GALVA-PPE100917
0002209	10-13-2017	ROGARDS	21.80	ROGARDS	K. CARSON NOTAR
0002210	10-16-2017	HERRIOTTS	290.00	HERRIOTT'S COFFEE COMPANY	COFFEE SUPPLIES
0002211	10-16-2017	NORTHERNIL	1,057.50	NORTHERN ILLINOIS UNIVERSITY	OCT 2017 RENT
0002212	10-16-2017	RAMOSALEX	80.11	ALEX RAMOS	RAMOS-CAIA EXAM
0002213	10-18-2017	CASTLEARK	288,693.17	CASTLEARK MANAGEMENT LLC	Q3 2017 INVST M
0002214	10-18-2017	GH&A	110,978.82	GARCIA HAMILTON & ASSOC	Q3 2017 INVST M
0002215	10-18-2017	GLADIUS	629,862.82	GLADIUS CAPITAL MANAGEMENT LP	Q3 2017 INVST M
0002216	10-18-2017	LMCAPGRP	71,073.73	LM CAPITAL GROUP	Q3 2017 INVST M
0002217	10-18-2017	RHUMBLINE	34,437.04	RHUMBLINE ADVISERS	Q3 2017 INVST M
0002218	10-18-2017	SMITHGRAHA	43,689.00	SMITH GRAHAM & CO.	Q3 2017 INVST M
0002219	10-18-2017	THOMSONW	1,043.88	THOMSON WEST	SEPT 2017 LEGAL
0002220	10-18-2017	WILLOUGHBY	1,107.01	SHANE WILLOUGHBY	WILLOUGHBY-OCT4

Payment date from: 10-01-2017

Payment date to: 12-31-2017

NTAP Electronic
ACCOUNTS PAYABLE

<u>Payment Reference</u>	<u>Payment Date</u>	<u>Vendor</u>	<u>Amount Paid</u>	<u>Payee</u>	<u>Description</u>
0002221	10-20-2017	ACEHARDWAR	105.25	ACE HARDWARE 665	BUILDING MAINT
0002222	10-20-2017	BLACKROCK	411,648.10	BLACKROCK INST TRUST CO.	Q3 2017 INVST M
0002223	10-20-2017	CULLENDENN	14.00	DENNIS A CULLEN	CULLEN-OCT4 INV
0002224	10-20-2017	GORDONKELL	119.60	KELLY CARSON	CARSON-OCT BD M
0002225	10-20-2017	HANSENC	296.65	CHRIS HANSEN	HANSEN-EMAIL VA
0002226	10-20-2017	MAYERBRNPL	275.00	MAYER BROWN LLP	SEPT 2017 LEGAL
0002227	10-20-2017	METWESTASS	212,224.42	METROPOLITAN WEST ASSET MAN.	Q3 2017 INVST M
0002228	10-20-2017	NOVENMARTI	1,479.51	MARTIN NOVEN	NOVEN-OCT4-5 SP
0002229	10-20-2017	PUGHCAPITA	62,238.34	PUGH CAPITAL MANAGEMENT	Q3 2017 INVST M
0002230	10-20-2017	ROCKSTEVEN	84.40	STEVEN ROCK	ROCK-OCT4 INVES
0002231	10-20-2017	STRATEGICG	281,106.55	STRATEGIC GLOBAL ADVISORS	Q3 2017 INVST M
0002232	10-20-2017	ZAHNGOVSO	10,000.00	ZAHN GOVERNMENTAL SOLUTIONS	AUG 2017 CONSUL
0002233	10-23-2017	ACEHARDWAR	96.38	ACE HARDWARE 665	BUILDING MAINT
0002234	10-23-2017	CHANNINGCA	138,898.12	CHANNING CAPITAL MANAGEMENT	Q3 2017 INVST M
0002235	10-23-2017	MS PEST CT	45.00	M & S PEST CONTROL	OCT 2017 PEST C
0002236	10-25-2017	GLOBEFLEX	799,299.45	GLOBEFLEX CAPITAL, L.P.	Q3 2017 INVST M
0002237	10-25-2017	NORTHERNIL	1,420.80	NORTHERN ILLINOIS UNIVERSITY	OCT4 2017 ROOM
0002238	10-25-2017	NORTRUST	35,962.60	THE NORTHERN TRUST COMPANY	Q2 2017 INVST M
0002239	10-25-2017	PIEDMONTIN	230,047.33	PIEDMONT INVESTMENT ADVISORS	Q3 2017 INVST M
0002240	10-25-2017	PROGINVEST	518,468.95	PROGRESS INVESTMENT MGMT CO.	Q3 2017 INVST M
0002241	10-25-2017	VERIZONPA	1,038.05	VERIZON WIRELESS	SEPT16-OCT15 20
0002242	10-25-2017	WESLEYDOUG	21.00	DOUG WESLEY	WESLEY-OCT16 SE
0002243	10-27-2017	BAUERCYNTH	198.50	CYNTHIA A. BAUER	BAUER-OCT17-19
0002244	10-27-2017	BLISSARD	16.48	DAWN BLISSARD	BLISSARD-OCT10-
0002245	10-27-2017	CULLENDENN	175.48	DENNIS A CULLEN	CULLEN-OCT19 IN
0002246	10-27-2017	GLASSELEWIS	28,350.00	GLASS LEWIS & CO, LLC	OCT-DEC 2017 PR
0002247	10-27-2017	GORDONSHA	98.44	SHANNON GORDON	GORDON-OCT11 CM
0002248	10-27-2017	MAYERSUZAN	1,296.71	SUZANNE MAYER	MAYER-OCT14-18
0002249	10-27-2017	NOVENMARTI	543.13	MARTIN NOVEN	NOVEN-OCT16-17
0002250	10-27-2017	ORMONDBRAN	38.71	BRANDON ORMOND	ORMOND-OCT2-20
0002251	10-27-2017	PACIFICINV	739,939.01	PACIFIC INVESTMENT CO.	Q3 2017 UNCONS
0002252	10-27-2017	QUICKSILVE	1,251.53	QUICKSILVER MAILING SERVICES	OCT1-15 2017 FL
0002253	10-27-2017	ROGARDS	874.75	ROGARDS	COPY PAPER
0002254	10-27-2017	STATESTREE	20,212.72	STATE STREET GLOBAL ADVISORS	Q2 2017 INVST M
0002255	10-27-2017	WINFREYAND	207.80	ANDREA JORDAN	JORDAN-OCT18-19
0002256	10-30-2017	ACEHARDWAR	30.58	ACE HARDWARE 665	BUILDING MAINT
0002257	10-30-2017	UPKEEPMAIN	6,500.00	UPKEEP MAINTENANCE SERVICE	OCT 2017 JANITO
0002258	11-01-2017	CITYCOLLEG	346,162.22	CITY COLLEGES OF CHICAGO	ANNUITANT DEDUC
0002259	11-01-2017	COZZIMARK	322.40	MARK COZZI	COZZI-AUG1/SEPT
0002260	11-01-2017	CROSSTOM	156.22	TOM CROSS	CROSS-OCT19 INV
0002261	11-01-2017	DUNNB	1,474.02	BRENDA DUNN	DUNN-OCT17-20 P
0002262	11-01-2017	GIERTZFRED	149.80	J. FRED GIERTZ	GIERTZ-OCT20 UI
0002263	11-01-2017	GONESCINDY	14.87	CINDY GONES	GONES-NITRILE E
0002264	11-01-2017	GREENBIANC	154.08	BIANCA T GREEN	GREEN-OCT5 IMRF
0002265	11-01-2017	NEUBERGER	164,597.17	NEUBERGER BERMAN	Q3 2017 INVST M
0002266	11-01-2017	SPRG ELEC	3,080.00	SPRINGFIELD ELECTRIC SUPPLY	REPLACEMENT LIG
0002267	11-01-2017	TEPPERLEC	69.85	TEPPER ELECTRIC SUPPLY CO.	ELECTRICAL SUPP
0002268	11-01-2017	UNIVERPROF	379.00	UNIVERSITY PROFESSIONALS IL.	ANNUITANT DEDUC
0002269	11-01-2017	UPI-COPE	648.50	UPI-COPE	ANNUITANT DEDUC
0002270	11-03-2017	BAUERCYNTH	181.80	CYNTHIA A. BAUER	BAUER-OCT24-25
0002271	11-03-2017	BLACKMESH	900.00	BLACKMESH	NOV 2017 HOSTED
0002272	11-03-2017	BRANSONMAR	176.30	MARILYN BRANSON	BRANSON-OCT24-2
0002273	11-03-2017	FAIRJIM	688.35	JIM A FAIR III	FAIR-REIMB CPA
0002274	11-03-2017	HAYWARDS	208.76	STEVE HAYWARD	HAYWARD-OCT24-2
0002275	11-03-2017	HOUCHEKRIST	307.30	KRISTEN HOUCHE	HOUCHE-OCT16-17
0002276	11-03-2017	KERNLORI	204.00	LORI KERN	KERN-OCT17-19 S
0002277	11-03-2017	lazer	55.00	Lazer's Edge Office Automation	PRINTER SUPPLIE
0002278	11-03-2017	MAYERSUZAN	19.98	SUZANNE MAYER	MAYER-REIMB SUR

Payment date from: 10-01-2017

Payment date to: 12-31-2017

NTAP Electronic
ACCOUNTS PAYABLE

<u>Payment Reference</u>	<u>Payment Date</u>	<u>Vendor</u>	<u>Amount Paid</u>	<u>Payee</u>	<u>Description</u>
0002279	11-03-2017	MICHAELS	207.00	MICHAELS CATERING	NOV1 RETM SEM B
0002280	11-03-2017	MONDRIAN	276,359.62	MONDRIAN INVESTMENT PARTNERS	Q1 2017 INVST M
0002281	11-03-2017	PLANTS	135.20	PLANTS ETC	OCT 2017 PLANT
0002282	11-03-2017	POLLITTKIM	1,067.66	KIM POLLITT	POLLITT-OCT25-2
0002283	11-03-2017	PROPIO	132.48	PROPIO LANGUAGE SERVICES	OCT 2017 INTERP
0002284	11-03-2017	ROCKSTEVEN	446.30	STEVEN ROCK	ROCK-OCT18-20 I
0002285	11-03-2017	SPOC LLC	4,552.09	CONSOLIDATED COMMUNICATIONS	NOV 2017 PHONE
0002286	11-03-2017	STATESTREE	17,088.19	STATE STREET GLOBAL ADVISORS	Q1 2017 INVST M
0002287	11-03-2017	TAYLORD	111.60	W. DOUGLAS TAYLOR	TAYLOR-OCT24-25
0002288	11-03-2017	TECHOLARN	111.60	METHAWEE SPRINGFIELD	SPRINGFIELD-OCT
0002289	11-03-2017	WESLEYDOUG	1,202.70	DOUG WESLEY	WESLEY-OCT25-27
0002290	11-06-2017	BURKEBURNS	19,785.96	BURKE BURNS & PINELLI, LTD	SEPT 2017 LEGAL
0002291	11-06-2017	GONESCINDY	293.40	CINDY GONES	GONES-GO TO MY
0002292	11-06-2017	MONDRIAN	288,296.56	MONDRIAN INVESTMENT PARTNERS	Q2 2017 INVST M
0002293	11-06-2017	QUICKSILVE	2,226.30	QUICKSILVER MAILING SERVICES	OCT 2017 PRESOR
0002294	11-06-2017	RAMOSALEX	532.97	ALEX RAMOS	RAMOS-OCT25-28
0002295	11-06-2017	TENSIONENV	2,246.50	TENSION ENVELOPE CORPORATION	#9 ENVELOPE (50
0002296	11-06-2017	TROWEPRICE	863,288.35	T. ROWE PRICE	Q3 2017 INVST M
0002297	11-06-2017	WALKERP	970.90	PHYLLIS WALKER	WALKER-OCT20-25
0002298	11-08-2017	ACEHARDWAR	33.56	ACE HARDWARE 665	BUILDING MAINT
0002299	11-08-2017	FELLERS JO	1,299.75	JOEL FELLERS	FELLERS-OCT15-2
0002300	11-08-2017	lazer	1,712.50	Lazer's Edge Office Automation	PRINTER SUPPLIE
0002301	11-08-2017	STOCKOFFIC	1,010.80	STOCKS OFFICE FURNITURE	MODIFY ADMIN CU
0002302	11-08-2017	TEPPERELEC	149.82	TEPPER ELECTRIC SUPPLY CO.	ELECTRICAL SUPP
0002303	11-08-2017	WELLINGTON	694,231.53	WELLINGTON MANAGEMENTCOMPANY	Q3 2017 INVST M
0002304	11-13-2017	BLISSARDD	23.54	DAWN BLISSARD	BLISSARD-OCT24-
0002305	11-13-2017	MONDRIAN	302,048.27	MONDRIAN INVESTMENT PARTNERS	Q3 2017 INVST M
0002306	11-13-2017	SCOTTDAVE	27.96	DAVE SCOTT	SCOTT-LED LIGHT
0002307	11-13-2017	TEPPERELEC	132.29	TEPPER ELECTRIC SUPPLY CO.	ELECTRICAL SUPP
0002308	11-13-2017	WOOLARDB	12,696.84	WOOLARD MARKETING CONSULTANTS	2017 ANNUAL REP
0002309	11-15-2017	BRIDGESLEE	139.01	LEE BRIDGES	BRIDGES-NOV1-2
0002310	11-15-2017	COZZIMARK	288.84	MARK COZZI	COZZI-OCT18-19
0002311	11-15-2017	GABRIELCOM	76,261.00	GABRIEL,ROEDER,SMITH & CO.	OCT 2017 RETAIN
0002312	11-15-2017	HERRIOTTS	244.00	HERRIOTT'S COFFEE COMPANY	COFFEE SUPPLIES
0002313	11-15-2017	LEARNQUEST	314.10	LEARNQUEST INC.	FILENET TRAININ
0002314	11-15-2017	MS PEST CT	45.00	M & S PEST CONTROL	NOV 2017 PEST C
0002315	11-15-2017	PANTHEONVE	149,056.18	PANTHEON VENTURES US LLP	Q2 2017 INVST M
0002316	11-15-2017	POLLITTKIM	343.32	KIM POLLITT	POLLITT-NOV8-9
0002317	11-15-2017	RAMOSALEX	679.95	ALEX RAMOS	RAMOS-NOV7-9 GR
0002318	11-15-2017	ROGARDS	299.88	ROGARDS	COPY PAPER
0002319	11-15-2017	WESLEYDOUG	374.32	DOUG WESLEY	WESLEY-NOV8-9 V
0002320	11-15-2017	WINFREYAND	48.01	ANDREA JORDAN	JORDAN-NOV1-2 C
0002321	11-15-2017	ZAHNGOVSO	5,000.00	ZAHN GOVERNMENTAL SOLUTIONS	OCT 2017 CONSUL
0002322	11-17-2017	ALTEC	10,337.25	ALTEC PRODUCTS INC.	ACCOUNTS PAYABL
0002323	11-17-2017	BRIDGESLEE	13.00	LEE BRIDGES	BRIDGES-OCT11-1
0002324	11-17-2017	CDSOFFSYS	4,400.13	C D S OFFICE TECHNOLOGIES	OVERAGE CHARGES
0002325	11-17-2017	CULLENDENN	46.10	DENNIS A CULLEN	CULLEN-NOV9 INV
0002326	11-17-2017	FEATHERSTU	2,531.50	FEATHERSTUN, GAUMER, POSTLEWAI	SEPT/OCT 2017 L
0002327	11-17-2017	FIDELITYIN	422,388.04	FIDELITY INSTITN'L ASSET MGMT	Q3 2017 INVST M
0002328	11-17-2017	ICCTA	600.00	ICCTA	NOV 2017 SUBLEA
0002329	11-17-2017	NOVENMARTI	549.12	MARTIN NOVEN	NOVEN-NOV8-9 IN
0002330	11-17-2017	STATESTREE	20,374.97	STATE STREET GLOBAL ADVISORS	Q3 2017 INVST M
0002331	11-17-2017	THOMSONW	1,043.88	THOMSON WEST	OCT 2017 LEGAL
0002332	11-20-2017	BLISSARDD	16.48	DAWN BLISSARD	BLISSARD-NOV7-1
0002333	11-20-2017	CRAINCOMM	1,962.00	CRAIN COMMUNICATIONS INC.	RFP AD- DB/DC C
0002334	11-20-2017	DROZDZ JAM	252.52	JAMES DROZDZ	DROZDZ-NOV13 CO
0002335	11-20-2017	EVANSJIM	107.00	JIM EVANS	EVANS-NOV25-26
0002336	11-20-2017	ILLPRESS	104.75	ILLINOIS PRESS ASSOCIATION	OCT 2017 READIN

Payment date from: 10-01-2017

Payment date to: 12-31-2017

NTAP Electronic
ACCOUNTS PAYABLE

<u>Payment Reference</u>	<u>Payment Date</u>	<u>Vendor</u>	<u>Amount Paid</u>	<u>Payee</u>	<u>Description</u>
0002337	11-20-2017	JOHNSONM	490.87	MARLYS M. JOHNSON	JOHNSON-NOV10-1
0002338	11-20-2017	NEPC	62,500.00	NEPC, LLC	Q1 2017 PASSIVE
0002339	11-20-2017	ORMONDBRAN	30.11	BRANDON ORMOND	ORMOND-OCT23-NO
0002340	11-20-2017	WALKERP	250.00	PHYLLIS WALKER	WALKER-CFO JOB
0002341	11-20-2017	WESLEYDOUG	339.82	DOUG WESLEY	WESLEY-NOV15-16
0002342	11-20-2017	WILLOUGHBY	1,014.04	SHANE WILLOUGHBY	WILLOUGHBY-NOV1
0002343	11-22-2017	CHILDRESST	375.00	TRACY L. CHILDRESS	CHILDRESS-LYNDA
0002344	11-22-2017	ICCTA	600.00	ICCTA	DEC 2017 SUBLEA
0002345	11-22-2017	ROGARDS	874.75	ROGARDS	COPY PAPER
0002346	11-22-2017	TECHOLARN	1,267.74	METHAWEE SPRINGFIELD	SPRINGFIELD-NOV
0002347	11-27-2017	FLOWER FUN	3,642.00	FLOWER FUND B DUNN & S GORDON	2017 HOLIDAY PA
0002348	11-27-2017	NASRA	3,975.00	NASRA	JAN 2018-DEC 20
0002349	12-01-2017	ACEHARDWAR	11.69	ACE HARDWARE 665	BUILDING MAINT
0002350	12-01-2017	ALTEC	4,785.00	ALTEC PRODUCTS INC.	ACCOUNTING WORK
0002351	12-01-2017	BLACKROCK	3,193,309.44	BLACKROCK INST TRUST CO.	Q4 2016 ANNUAL
0002352	12-01-2017	BRIDGESLEE	37.50	LEE BRIDGES	BRIDGES-OCT30-N
0002353	12-01-2017	BURKEBURNS	16,730.20	BURKE BURNS & PINELLI, LTD	OCT 2017 LEGAL
0002354	12-01-2017	CARROLLOR	108.08	LORI CARROLL	CARROLL-NOV16-1
0002355	12-01-2017	CITYCOLLEG	343,145.32	CITY COLLEGES OF CHICAGO	ANNUITANT DEDUC
0002356	12-01-2017	CROSSTOM	333.88	TOM CROSS	CROSS-OCT18-NOV
0002357	12-01-2017	GONESCINDY	165.00	CINDY GONES	GONES-ISACA MEM
0002358	12-01-2017	HAYWARDS	1,318.17	STEVE HAYWARD	HAYWARD-NOV4-9
0002359	12-01-2017	KERNLORI	104.60	LORI KERN	KERN-NOV8-9 COU
0002360	12-01-2017	LEXISNEXRD	115.35	LEXISNEXIS RISK SOLUTIONS	OCT 2017 MIN CO
0002361	12-01-2017	MESIROWFIN	242,192.24	MESIROW FINANCIAL INVESTMENT	Q3 2017 INVST M
0002362	12-01-2017	NORTHERNIL	1,395.00	NORTHERN ILLINOIS UNIVERSITY	NOV7 ROOM RENTA
0002363	12-01-2017	QUICKSILVE	1,085.37	QUICKSILVER MAILING SERVICES	NOV1-15 2017 FL
0002364	12-01-2017	ROCKSTEVEN	81.10	STEVEN ROCK	ROCK-NOV8-12 HE
0002365	12-01-2017	SPRG ELEC	88.88	SPRINGFIELD ELECTRIC SUPPLY	ELECTRICAL SUPP
0002366	12-01-2017	TEPPERELEC	111.06	TEPPER ELECTRIC SUPPLY CO.	ELECTRICAL SUPP
0002367	12-01-2017	TROPHYTIM	50.60	TROPHYTIME	STAMPS
0002368	12-01-2017	UNIVERPROF	406.00	UNIVERSITY PROFESSIONALS IL.	ANNUITANT DEDUC
0002369	12-01-2017	UPI-COPE	644.50	UPI-COPE	ANNUITANT DEDUC
0002370	12-01-2017	UPKEEPMAIN	6,500.00	UPKEEP MAINTENANCE SERVICE	NOV 2017 JANITO
0002371	12-01-2017	VERIZONPA	1,070.99	VERIZON WIRELESS	OCT16-NOV15 201
0002372	12-01-2017	WINFREYAND	81.50	ANDREA JORDAN	JORDAN-NOV8-9 C
0002373	12-06-2017	BLISSARDD	16.48	DAWN BLISSARD	BLISSARD-NOV20-
0002374	12-06-2017	EVANSJIM	104.60	JIM EVANS	EVANS-NOV8-9 CO
0002375	12-06-2017	GORDONSHA	22.70	SHANNON GORDON	GORDON-SUPPLIES
0002376	12-06-2017	HERRIOTTS	72.00	HERRIOTT'S COFFEE COMPANY	COFFEE SUPPLIES
0002377	12-06-2017	MICHAELS	108.00	MICHAELS CATERING	DEC1 2017 CLAIM
0002378	12-06-2017	ORMONDBRAN	38.71	BRANDON ORMOND	ORMOND-NOV13-DE
0002379	12-06-2017	QUICKSILVE	2,860.12	QUICKSILVER MAILING SERVICES	NOV 2017 PRESOR
0002380	12-06-2017	TERESA'S	80.00	TERESA'S CAKES AND COOKIES	L.SHERMAN RECP
0002381	12-08-2017	ACEHARDWAR	96.02	ACE HARDWARE 665	CREDIT MEMO
0002382	12-08-2017	BLACKMESH	900.00	BLACKMESH	CED 2017 HOSTED
0002383	12-08-2017	CDSOFFSYS	3,563.12	C D S OFFICE TECHNOLOGIES	COPIER MAINT
0002384	12-08-2017	HERRIOTTS	225.25	HERRIOTT'S COFFEE COMPANY	COFFEE SUPPLIES
0002385	12-08-2017	LEXISNEXRD	68.00	LEXISNEXIS RISK SOLUTIONS	ADVANCED PERSON
0002386	12-08-2017	NORTHERNIL	2,115.00	NORTHERN ILLINOIS UNIVERSITY	NOV 2017 RENT
0002387	12-08-2017	PLANTS	135.20	PLANTS ETC	NOV 2017 PLANT
0002388	12-08-2017	PROPIO	100.48	PROPIO LANGUAGE SERVICES	NOV 2017 INTERP
0002389	12-08-2017	SPOC LLC	3,885.61	CONSOLIDATED COMMUNICATIONS	DEC 2017 PHONE
0002390	12-08-2017	SPRG ELEC	187.22	SPRINGFIELD ELECTRIC SUPPLY	ELECTRICAL SUPP
0002391	12-08-2017	TEPPERELEC	40.00	TEPPER ELECTRIC SUPPLY CO.	ELECTRICAL SUPP
0002392	12-11-2017	ACEHARDWAR	23.43	ACE HARDWARE 665	BUILDING MAINT
0002393	12-11-2017	RELYCO	3,609.49	RELY CO	TAX FORMS
0002394	12-11-2017	RICOH	624.94	RICOH USA INC	TEAM PRINTER MA

Payment date from: 10-01-2017

Payment date to: 12-31-2017

NTAP Electronic
ACCOUNTS PAYABLE

<u>Payment Reference</u>	<u>Payment Date</u>	<u>Vendor</u>	<u>Amount Paid</u>	<u>Payee</u>	<u>Description</u>
0002395	12-11-2017	STOCKOFFIC	1,143.00	STOCKS OFFICE FURNITURE	CHAIRS FOR MAIN
0002396	12-13-2017	ACEHARDWAR	21.99	ACE HARDWARE 665	BUILDING MAINT
0002397	12-13-2017	ALTEC	9,446.25	ALTEC PRODUCTS INC.	ACCOUNTS PAYABL
0002398	12-13-2017	DELORIEABR	816.88	BRIAN DELORIEA	DELORIEA-NOV30-
0002399	12-13-2017	TEPPERLEC	10.85	TEPPER ELECTRIC SUPPLY CO.	ELECTRICAL SUPP
0002400	12-13-2017	THOMSONW	1,043.88	THOMSON WEST	NOV 2017 LEGAL
0002401	12-13-2017	UBSGLOBAL	87,197.00	UBS GLOBAL ASSET MANAGEMENT	Q3 2017 INVST M
0002402	12-13-2017	WILLOUGHBY	221.62	SHANE WILLOUGHBY	WILLOUGHBY-NOV6
0002403	12-15-2017	ACKERMAN A	309.48	ANNETTE ACKERMAN	ACKERMAN-DEC6-8
0002404	12-15-2017	CULLENDENN	53.50	DENNIS A CULLEN	CULLEN-DEC7-8 B
0002405	12-15-2017	GABRIELCOM	19,262.50	GABRIEL,ROEDER,SMITH & CO.	NOV/DEC 2017 RE
0002406	12-15-2017	GORDONKELL	309.48	KELLY CARSON	CARSON-DEC6-8 B
0002407	12-15-2017	GREENBIANC	393.47	BIANCA T GREEN	GREEN-2018 ATTR
0002408	12-15-2017	HAYWARDS	185.12	STEVE HAYWARD	HAYWARD-DEC7-8
0002409	12-15-2017	ILLPRESS	98.75	ILLINOIS PRESS ASSOCIATION	0197 NOV 2017 R
0002410	12-15-2017	LEEALBERT	189.59	ALBERT LEE	LEE-DEC7 BD MTG
0002411	12-15-2017	NEPC	137,500.00	NEPC, LLC	Q4 2017 DB INVS
0002412	12-15-2017	WESLEYDOUG	354.48	DOUG WESLEY	WESLEY-DEC6-8 B
0002413	12-15-2017	ZAHNGOVSO	5,000.00	ZAHN GOVERNMENTAL SOLUTIONS	NOV 2017 CONSUL
0002414	12-18-2017	ALTEC	2,103.35	ALTEC PRODUCTS INC.	ACCOUNTING WORK
0002415	12-18-2017	MS PEST CT	45.00	M & S PEST CONTROL	DEC 2017 PEST C
0002416	12-18-2017	NOVENMARTI	576.00	MARTIN NOVEN	NOVEN-DEC6-8 BD
0002417	12-18-2017	SPRG ELEC	91.34	SPRINGFIELD ELECTRIC SUPPLY	ELECTRICAL SUPP
0002418	12-18-2017	TEPPERLEC	25.25	TEPPER ELECTRIC SUPPLY CO.	ELECTRICAL SUPP
0002419	12-20-2017	DDCADVOCAC	1,500.00	DDC PUBLIC AFFAIRS	2018 ZIP TO DIS
0002420	12-20-2017	GREENBIANC	336.98	BIANCA T GREEN	GREEN-DEC6-8 BD
0002421	12-20-2017	HOCHKRIST	298.38	KRISTEN HOUCH	HOUCH-DEC6-10 B
0002422	12-20-2017	NORTRUST	32,984.11	THE NORTHERN TRUST COMPANY	Q3 2017 INVST M
0002423	12-20-2017	POLLITTKIM	442.03	KIM POLLITT	POLLITT-DEC6-7
0002424	12-20-2017	RICOH	170.28	RICOH USA INC	PRINTER SUPPLIE
0002425	12-20-2017	UPKEEPMAIN	6,500.00	UPKEEP MAINTENANCE SERVICE	DEC 2017 JANITO
0002426	12-20-2017	VALLEKELLY	423.83	KELLY VALLE	VALLE-DEC1-2 CF
0002427	12-22-2017	CROSSTOM	94.16	TOM CROSS	CROSS-DEC7-8 BD
0002428	12-22-2017	GIERTZFRED	492.34	J. FRED GIERTZ	GIERTZ-DEC6-8 B
0002429	12-22-2017	HANSENC	330.31	CHRIS HANSEN	HANSEN-DEC7-8 B
0002430	12-22-2017	ICCTA	600.00	ICCTA	JAN 2018 SUBLEA
0002431	12-22-2017	LANSAINC	3,500.00	LANSA, INC.	CONSULTING (20
0002432	12-22-2017	NAPPA	600.00	NAPPA	GREEN- 2018 MEM
0002433	12-22-2017	NORTHERNIL	1,057.50	NORTHERN ILLINOIS UNIVERSITY	JAN 2018 RENT
0002434	12-22-2017	NOVENMARTI	185.52	MARTIN NOVEN	NOVEN-DEC19 DEP
0002435	12-22-2017	TAYLORD	33.28	W. DOUGLAS TAYLOR	TAYLOR-DEC14 II
0002436	12-22-2017	TEPPERLEC	697.50	TEPPER ELECTRIC SUPPLY CO.	LENS (18)
0002437	12-22-2017	WALKERP	426.34	PHYLLIS WALKER	WALKER-DEC2-5 G
0002438	12-27-2017	JOHNSONM	13.00	MARLYS M. JOHNSON	JOHNSON-DEC13 C
0002439	12-27-2017	KARNES MAT	1,690.00	MATTHEW KARNES	KARNES-TUITION
0002440	12-27-2017	MAYERBRNPL	1,237.50	MAYER BROWN LLP	NOV2017 LEGAL S
0002441	12-29-2017	DMGCONS	4,775.00	DMG CONSULTING	PURECLOUD IMPL
0002442	12-29-2017	MAYERBRNPL	22,379.63	MAYER BROWN LLP	OCT-DEC 2017 DU
0002443	12-29-2017	QUICKSILVE	947.64	QUICKSILVER MAILING SERVICES	DEC1-15 2017 FL
0002444	12-29-2017	RICOH	1,223.79	RICOH USA INC	PROD/COMP RM B/
0002445	12-29-2017	VERIZONPA	1,070.99	VERIZON WIRELESS	NOV16-DEC15 201

Payment Account Total	13,733,660.90*
Payment Type Total	13,733,660.90*
Report Total	13,733,660.90*



1901 Fox Drive, Champaign, IL 61820-7333
 800-275-7877 • 217-378-8800 • (Fax) 217-378-9800
 www.surs.org

State Universities Retirement System of Illinois Expense Certification

November 8, 2017

To: SURS Board of Trustees

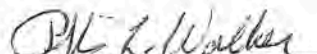
This monthly invoice voucher certification is specifically incorporated into and made part of the invoice voucher summaries listed below, the same as if certified at the time the vouchers were paid. The signing of this certification constitutes a signing and certification of all and each voucher.

We certify the goods, services, expenses, benefits or payroll specified on this voucher were for the use of the State Universities Retirement System and that the expenditure for such goods or services were authorized by the Board and lawfully incurred.

Date	Amount	Check Numbers or EFT	Expense Type
October 3 – 31, 2017	\$9,183,430.86	1555810 – 1557367, EFT	Daily Benefits
October 13, 2017	\$231,889.42	EFT	Staff Payroll
October 27, 2017	\$222,717.69	EFT	Staff Payroll
October 2 – 31, 2017	\$9,324,858.63	61383 – 61518, EFT	Administrative Expenses
October 1, 2017	\$664,706.47	EFT	Excess Benefit Arrangement
September 30, 2017	\$1,773,888.96	1554558 – 1555704	Monthly Benefits
September 30, 2017	\$1,267,096.45	EFT	Monthly Benefits
October 1, 2017	\$162,491,727.11	EFT	Monthly Benefits
Total	\$185,160,315.59		


 Executive Director/Secretary

11/4/17
 Date


 Chief Financial Officer

11/8/17
 Date



1901 Fox Drive, Champaign, IL 61820-7333
 800-275-7877 • 217-378-8800 • (Fax) 217-378-9800
 www.surs.org

State Universities Retirement System of Illinois Expense Certification

January 18, 2018

To: SURS Board of Trustees

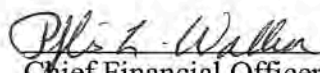
This monthly invoice voucher certification is specifically incorporated into and made part of the invoice voucher summaries listed below, the same as if certified at the time the vouchers were paid. The signing of this certification constitutes a signing and certification of all and each voucher.

We certify the goods, services, expenses, benefits or payroll specified on this voucher were for the use of the State Universities Retirement System and that the expenditure for such goods or services were authorized by the Board and lawfully incurred.

Date	Amount	Check Numbers or EFT	Expense Type
December 4 – 29, 2017	\$13,168,960.83	1558854 – 1560460, EFT	Daily Benefits
December 8, 2017	\$223,722.33	EFT	Staff Payroll
December 22, 2017	\$219,956.45	EFT	Staff Payroll
December 1 – 29, 2017	\$7,447,016.79	61627 – 61752, EFT	Administrative Expenses
December 1, 2017	\$664,706.33	EFT	Excess Benefit Arrangement
November 30, 2017	\$1,728,154.72	1556112 – 1557245	Monthly Benefits
November 30, 2017	\$1,246,248.18	EFT	Monthly Benefits
December 1, 2017	\$162,495,351.86	EFT	Monthly Benefits
Total	\$187,194,117.49		


 Executive Director/Secretary

1/20/18
 Date


 Chief Financial Officer

1/19/2018
 Date



1901 Fox Drive, Champaign, IL 61820-7333
 800-275-7877 • 217-378-8800 • (Fax) 217-378-9800
 www.surs.org

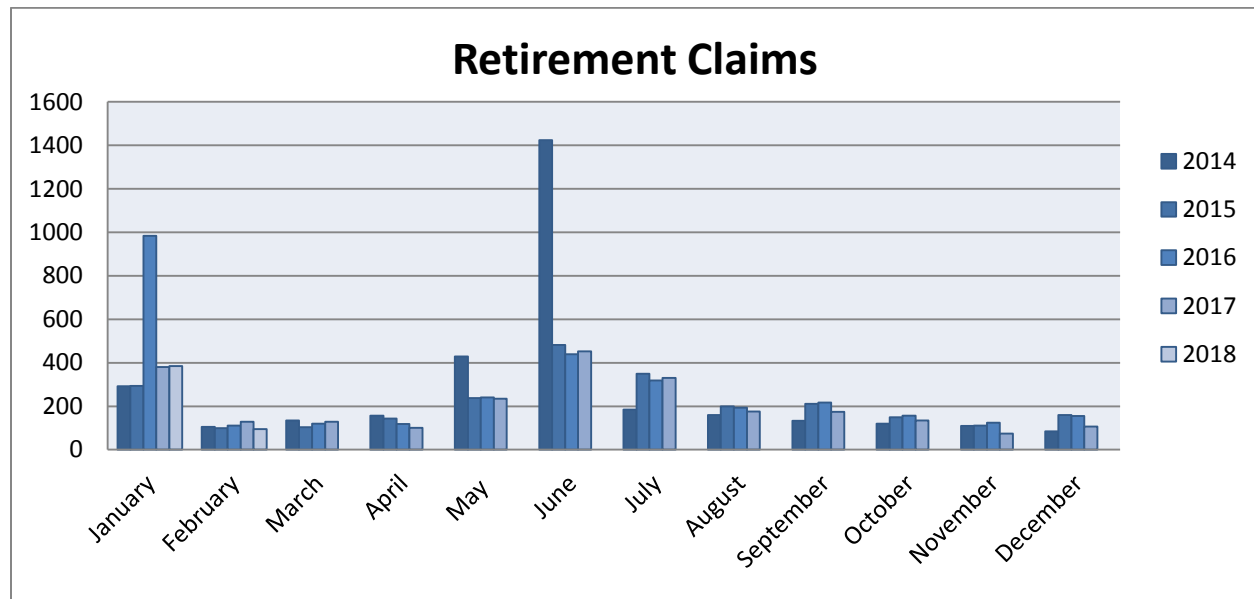
To: SURS Board of Trustees
 From: Angela Lieb, Director of Member Services
 Date: February 23, 2018
 Re: Member Services Division Reports

Claims

Fiscal year to date, staff has processed over 5,500 total claims. This includes lump sum refunds, retirements, disabilities and death/survivor benefits. Of the 1,583 finalized retirement claims, 38% were highest under Money Purchase; 54% General Formula and 8% other (minimum annuity, police/fire formula). The average age at retirement was 63 and the average length of service was 20.40 years. The average monthly annuity was approximately \$2,400.

Approximately 9% of the finalized retirement claims included a refund of excess contributions and 22% received a refund of survivor contributions. Since July, the lump sum payouts for these refunds and portable lump sum retirements totaled over \$42.9million.

The chart below provides a breakdown of retirement claims by calendar year. The spike in retirements in June 2014 was due to potential pension reform and the spike in January 2016 was due to a change in the Money Purchase actuarial factors.



Tier II

As of January 2018, SURS has certified over 53,400 Tier II members. Over 50,000 members' plan election periods have elapsed with 48% defaulting to the Traditional Plan. The breakdown of the other 52% shows a similar pattern to prior periods, with the majority (23%) electing the Portable Plan, 19% the Self-Managed Plan, and 10% the Traditional Plan.

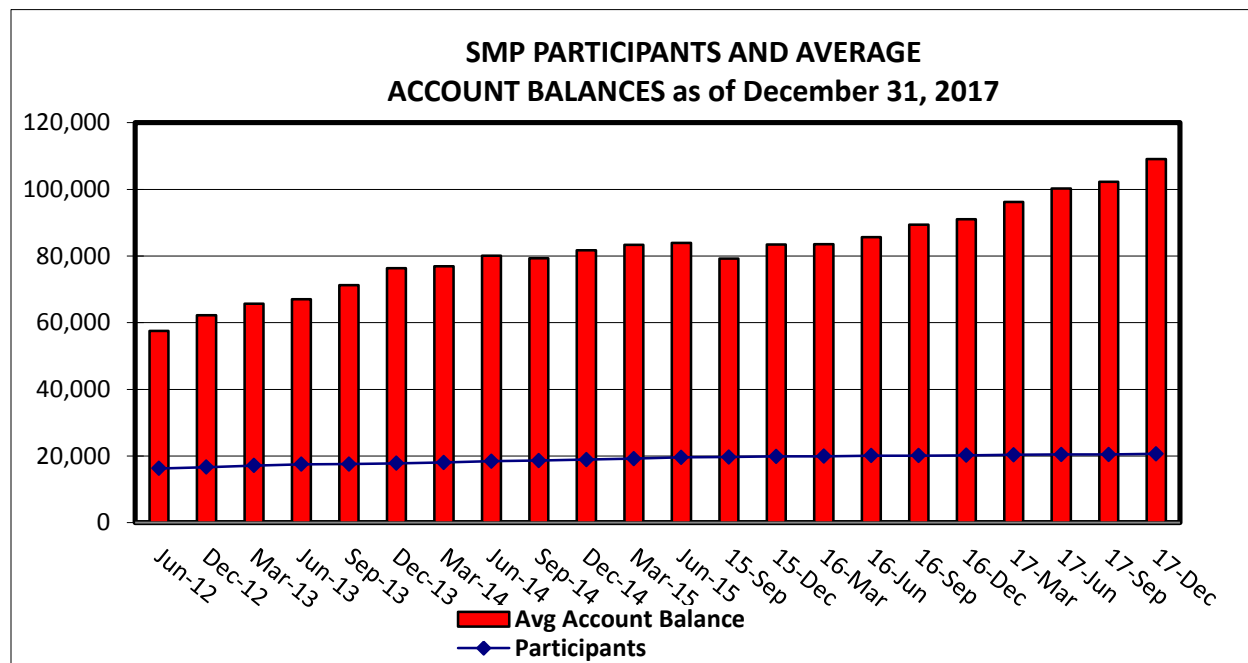


1901 Fox Drive, Champaign, IL 61820-7333
 800-275-7877 • 217-378-8800 • (Fax) 217-378-9800
 www.surs.org

To: SURS Board of Trustees
 From: Keith Johnson, SMP Manager
 Date: February 19, 2018
 Re: Self-Managed Plan (SMP) Update, Quarter Ending December 31, 2017

Overview

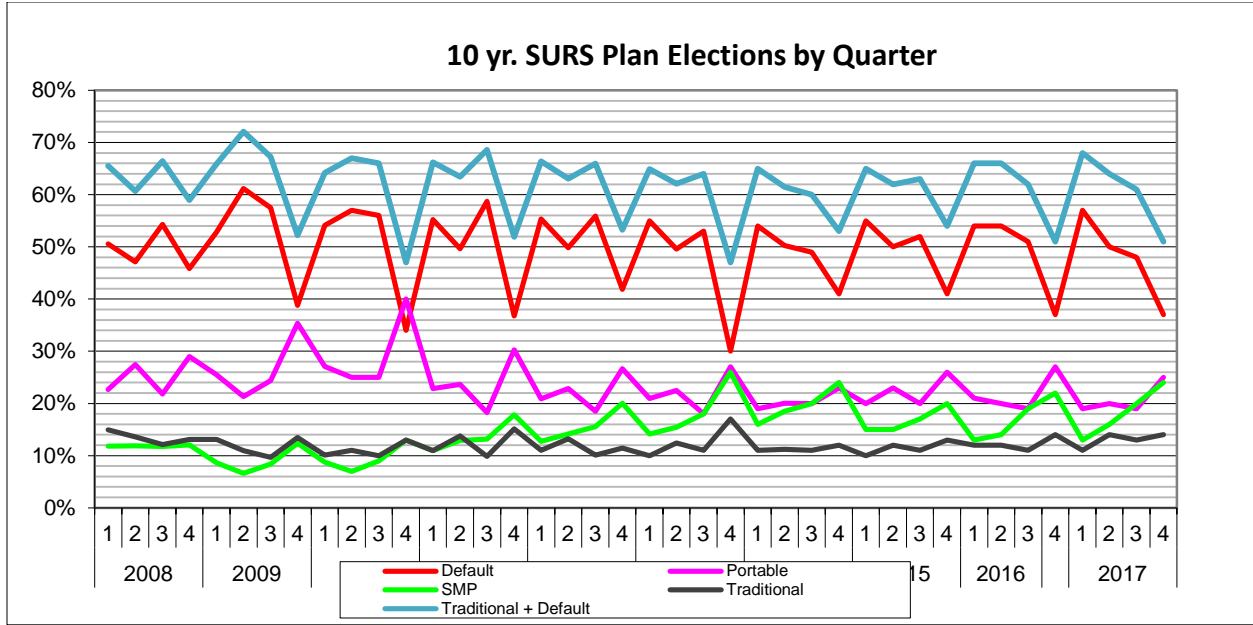
As of December 31, 2017 the average SMP participant’s account balance was \$109,097 based on 20,878 participants - 13,171 active and 7,707 terminated - with participants’ investments totaling \$2,277,729,514. 61% of participants’ assets were invested with Fidelity and 39% with TIAA-CREF. The average participant is invested in 3.3 funds.



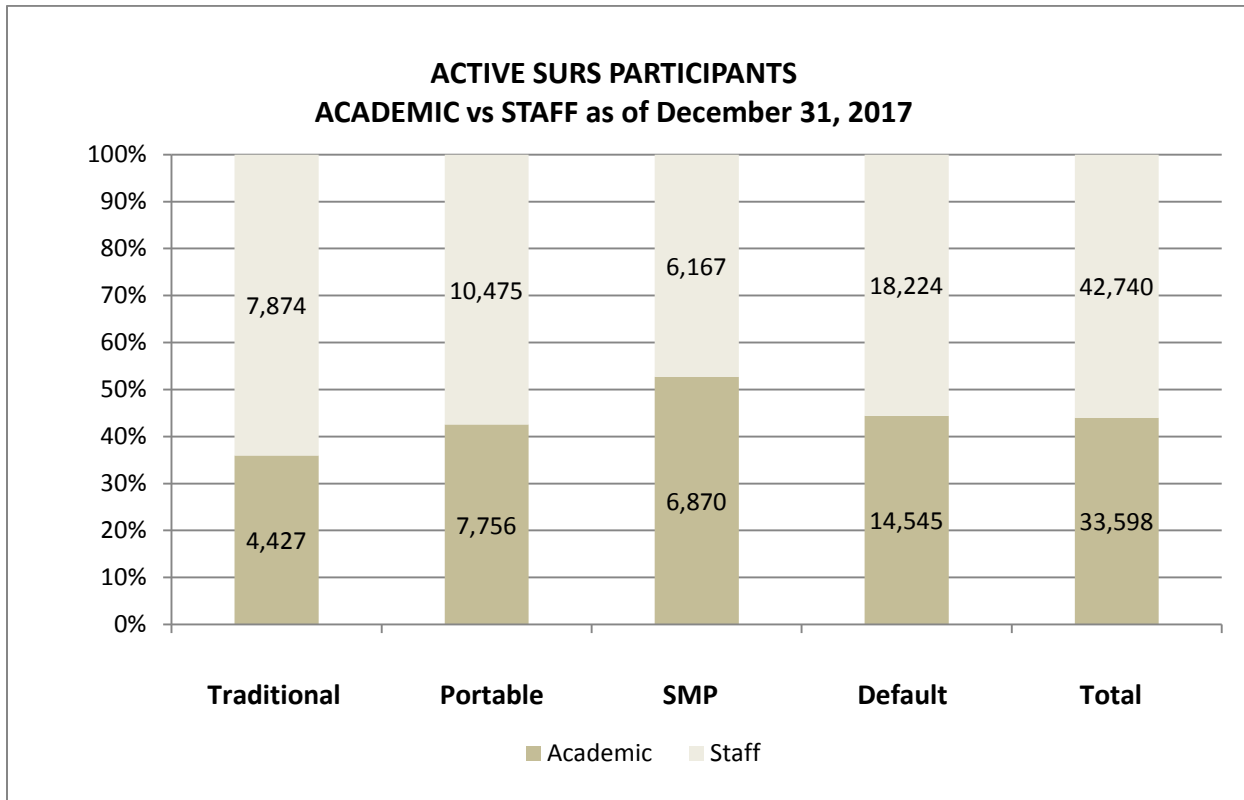
Since January 1, 2011, 9,126 (18.4%) of the 49,444 TIER II new hires chose the SMP. 9.9% chose Traditional, 22.8% Portable and 48.7% Defaulted to Traditional.

16.3% of all active SURS participants are in the Self-Managed Plan, 22.9% Portable, 15.5% Traditional, 41.1% Traditional by default and 4.2% No Election.

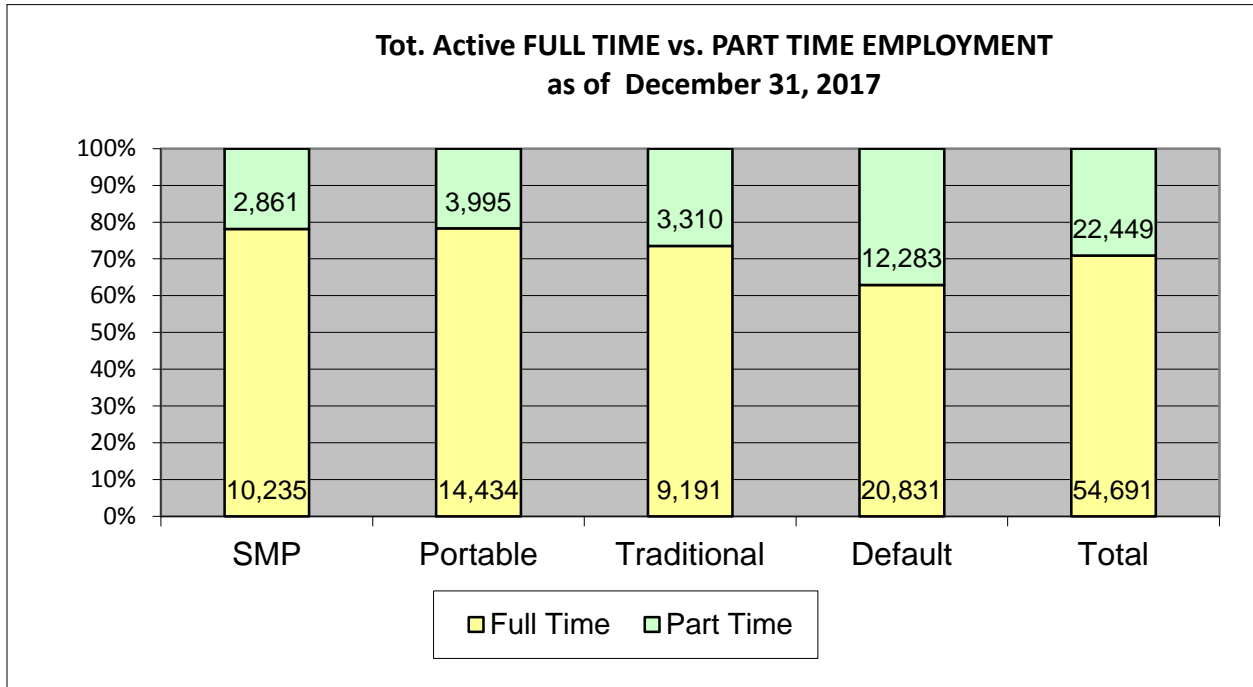
All aspects of administration of the State Universities Retirement System (SURS), including but not limited to benefit calculation and payment, must comply with state and federal law. No employee of SURS has the authority to bind the System to take action contrary to law, even in the event of misstatement of fact or law. Furthermore, while this letter states SURS’s current understanding of the law, this could change as a result of court opinions, statutory changes, or other matters (e.g., Attorney General opinions). Accordingly, SURS is required under law to correct any mistake in benefit amount, even after payments have begun. Use of any information from this letter, form, or any other document provided by SURS is for general information only and does not represent personal tax or legal advice either express or implied. You must seek professional legal or tax advice for personal income tax questions and other legal assistance.



53% of the SMP active participants are Academic and 47% are Staff.



71% of active SMP participants are full-time, 29% are part-time.



Education-

In the 4th Quarter 105 members were provided with 1 on 1 counseling appointments. An SMP webinar, “Navigating the Self-Managed Plan”, was presented on November 15th with 47 attendees. This webinar is designed primarily for “newer” participants and is intended to help answer procedural questions. The webinar also directs our members to links to the Fund Providers where they can obtain guidance in asset allocation and fund selection. The next webinar is scheduled for February 8, 2018.

Self Managed Plan Distributions

Quarter ending December 31, 2017

Non-Retirement eligible:

Total Non-Retirement eligible	271	\$ <u>7,677,037</u>
Fixed period	74	\$ 45,382
Lump sum	62	\$ 1,463,685
Rollovers	132	\$ 5,934,544
QILDRO	3	\$ 223,426

Retirement eligible:

Total Retirement eligible	96	\$ <u>8,569,118</u>
Annuities	19	\$ 3,663,000
Fixed period	34	\$ 63,949
Lump sum	13	\$ 134,986
Rollovers	30	\$ 4,707,183
QILDRO	0	\$

Death benefits:

Total Death benefits	4	\$ <u>79,403</u>
Annuity	0	\$
Lump sum	1	\$ 1,737
Rollovers	3	\$ 77,666
Total:	371	\$ <u>16,325,559</u>